

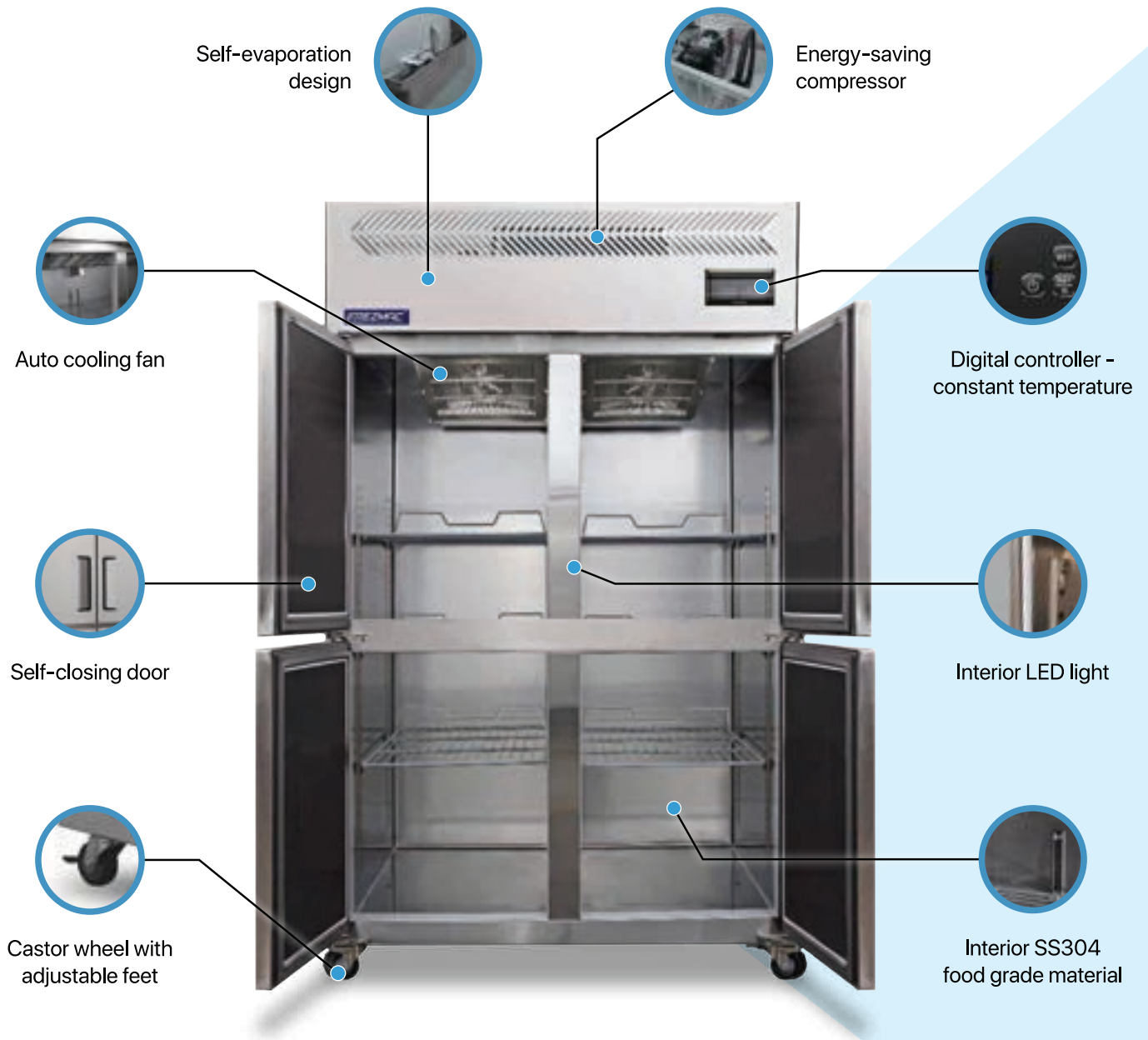
FREZMACTM
AN OBSESSION FOR FROZEN AND FRESH



COMMERCIAL REFRIGERATION

Quality Fridge at Affordable Prices

Upright Series



Self-evaporation design

Energy-saving compressor

Auto cooling fan

Digital controller - constant temperature

Self-closing door


Interior LED light

Castor wheel with adjustable feet

Interior SS304 food grade material



Stainless steel interior & exterior



High ambient 43°C refrigeration system



Design for optimal air circulation



Maximise energy efficiency



Environmentally safe refrigerant

AIR COOLING REFRIGERATION



2 DOOR UPRIGHT CHILLER / FREEZER

	Chiller	❄️ Freezer
Model	FMH-2DUC	FMH-2DUF
Dimension (L x W x H) (mm)	610 x 760 x 1960	610 x 760 x 1960
Volume (L)	438	438
Power (W)	410	630
Temperature Range (°C)	2 ~ 8	-20 ~ -5
Refrigerant	R290	



4 DOOR UPRIGHT CHILLER / FREEZER

	Chiller	❄️ Freezer
Model	FMH-4DUC	FMH-4DUF
Dimension (L x W x H) (mm)	1200 x 760 x 1960	1200 x 760 x 1960
Volume (L)	960	960
Power (W)	510	780
Temperature Range (°C)	2 ~ 8	-20 ~ -5
Refrigerant	R290	

BAKERY REFRIGERATION (13 LAYER/400 X 600MM)



1 FULL DOOR CHILLER / FREEZER

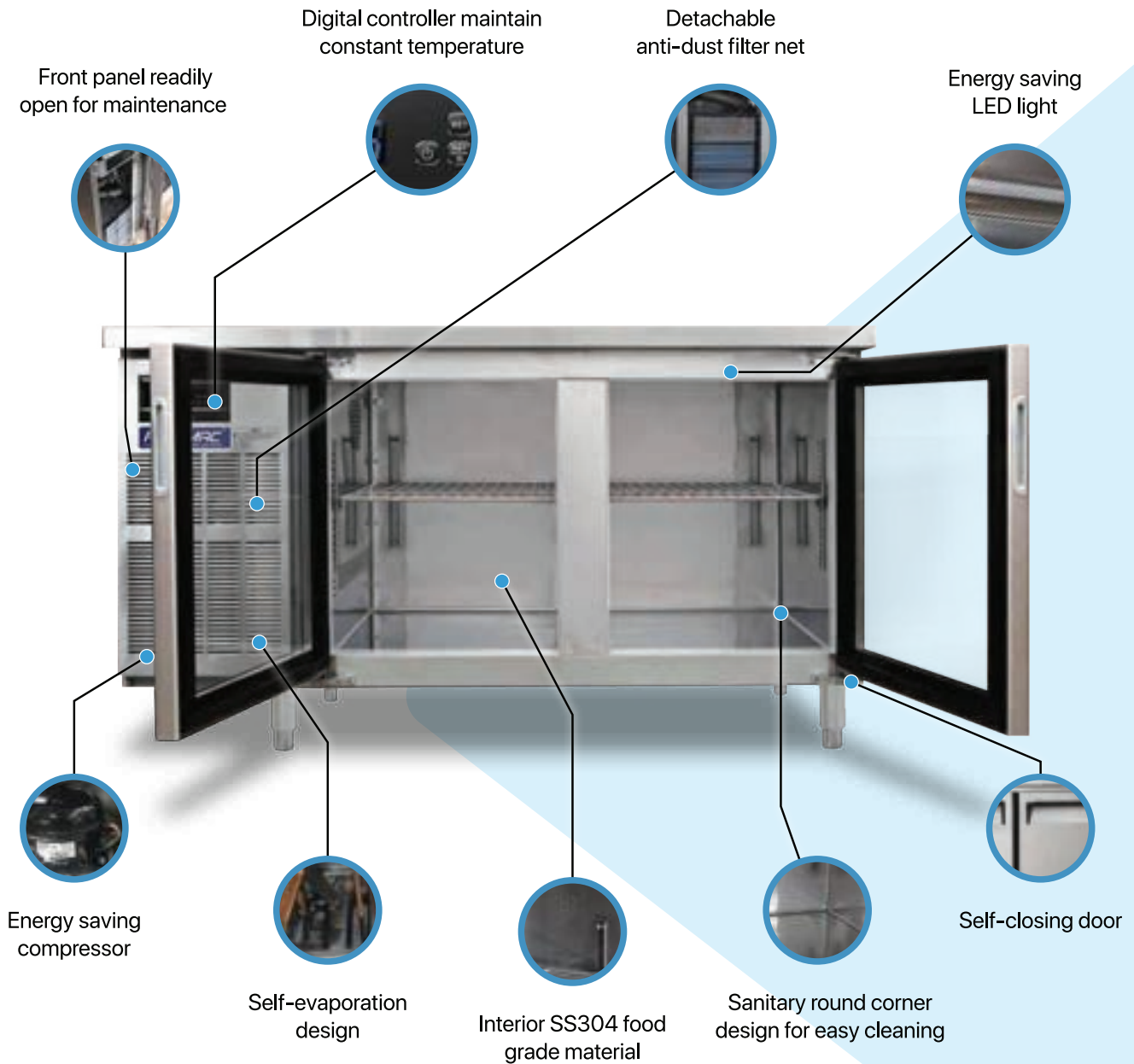
	Chiller	❄️ Freezer
Model	FMH-1DPC	FMH-1DPF
Dimension (L x W x H) (mm)	610 x 760 x 1960	610 x 760 x 1960
Volume (L)	438	438
Power (W)	460	650
Temperature Range (°C)	1 ~ 8	-20 ~ -5
Refrigerant	R290	




2 FULL DOOR CHILLER / FREEZER

	Chiller	❄️ Freezer
Model	FMH-2DPC	FMH-2DPF
Dimension (L x W x H) (mm)	1200 x 760 x 1960	1200 x 760 x 1960
Volume (L)	960	960
Power (W)	510	780
Temperature Range (°C)	1 ~ 8	-20 ~ -5
Refrigerant	R290	

Under Counter Series



Stainless steel interior & exterior



High ambient 43°C refrigeration system



Design for optimal air circulation



Maximise energy efficiency



Environmentally safe refrigerant

SOLID DOOR UNDER COUNTER

2 DOOR COUNTER CHILLER / FREEZER WIDTH 1,200MM



	Chiller		❄️ Freezer	
Model	FMT-4C6	FMT-4C	FMT-4F6	FMT-4F
Dimension (L x W x H) (mm)	1200 x 600 x 850	1200 x 760 x 850	1200 x 600 x 850	1200 x 760 x 850
Capacity (L)	170	219	170	219
Power (W)	370		570	
Temperature Range (°C)	2 ~ 8		-20 ~ -5	
Refrigerant	R290			

2 DOOR COUNTER CHILLER / FREEZER WIDTH 1,500MM



	Chiller		❄️ Freezer	
Model	FMT-5C6	FMT-5C	FMT-5F6	FMT-5F
Dimension (L x W x H) (mm)	1500 x 600 x 850	1500 x 760 x 850	1500 x 600 x 850	1500 x 760 x 850
Capacity (L)	243	311	243	311
Power (W)	370		570	
Temperature Range (°C)	2 ~ 8		-20 ~ -5	
Refrigerant	R290			

2 DOOR COUNTER CHILLER / FREEZER WIDTH 1,800MM



	Chiller	❄️ Freezer
Model	FMT-6C2D	FMT-6F2D
Dimension (L x W x H) (mm)	1800 x 760 x 850	1800 x 760 x 850
Capacity (L)	403	
Power (W)	570	
Temperature Range (°C)	2 ~ 8	-20 ~ -5
Refrigerant	R290	

3 DOOR COUNTER CHILLER / FREEZER WIDTH 1,800MM



	Chiller		❄️ Freezer	
Model	FMT-6C6	FMT-6C	FMT-6F6	FMT-6F
Dimension (L x W x H) (mm)	1800 x 600 x 850	1800 x 760 x 850	1800 x 600 x 850	1800 x 760 x 850
Capacity (L)	315	403	315	403
Power (W)	370		570	
Temperature Range (°C)	2 ~ 8		-20 ~ -5	
Refrigerant	R290			



GLASS DOOR UNDER COUNTER

2 GLASS DOOR COUNTER CHILLER WIDTH 1,200MM



	Chiller	
Model	FMT-4CG6	FMT-4CG
Dimension (L x W x H) (mm)	1200 x 600 x 850	1200 x 760 x 850
Capacity (L)	170	219
Power (W)	370	
Temperature Range (°C)	2 ~ 8	
Refrigerant	R290	

2 GLASS DOOR COUNTER CHILLER WIDTH 1,500MM



	Chiller	
Model	FMT-5CG6	FMT-5CG
Dimension (L x W x H) (mm)	1500 x 600 x 850	1500 x 760 x 850
Capacity (L)	243	311
Power (W)	370	
Temperature Range (°C)	2 ~ 8	
Refrigerant	R290	

3 GLASS DOOR COUNTER CHILLER WIDTH 1,800MM



	Chiller	
Model	FMT-6CG6	FMT-6CG
Dimension (L x W x H) (mm)	1800 x 600 x 850	1800 x 760 x 850
Capacity (L)	315	403
Power (W)	370	
Temperature Range (°C)	2 ~ 8	
Refrigerant	R290	

FREZMACTM
AN OBSESSION FOR FROZEN AND FRESH



ICE MACHINE SERIES

Ice. Simple. Pure

Undercounter Ice Cube Machine

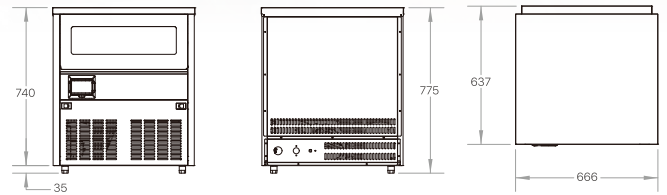
Designed to fit seamlessly under the counter, this ice machine maximizes compact space while ensuring a continuous supply of high-quality cube ice. With its user-friendly controls and durable construction, it is perfect for small businesses, cafes and bars that require a consistent and convenient ice production solution.

CUBE



FMI-51B | FMI-101B

Product Size (unit:mm)



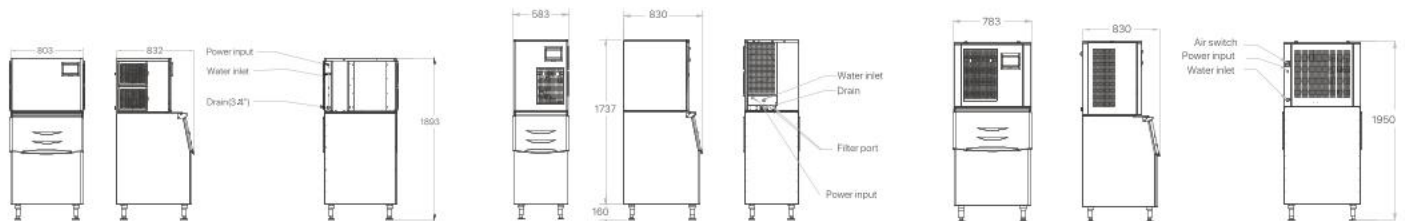
Model	FMI-51B	FMI-101B
Ice Produce/24 hr (kg)	50	100
Storage Capacity (kg)	30	30
Power (W)	465	660
Ice Dimension (mm)	22 x 22 x 22	
Refrigerant	R290	
Dimension (L x W x H) (mm)	666 x 637 x 775	
Weight (kg)	50	67

Modular Type Ice Machine

Upgrade your ice production process with the versatile Modular Type Ice Machine. It offer customizable ice production with a modular design for uninterrupted production and scalability. Choose from cube ice, crescent ice, or flake ice options and experience efficient and reliable ice production that will elevate your business.



Product Size (unit:mm)



Model	FMI-350P	FMI-500P	FMI-700P	FMI-1000P	FMI-620M	FMI-033
Ice Produce/24 hr (kg)	160	225	315	455	280	300
Storage Capacity (kg)	125	170	170	170	125	170
Power (W)	760	1050	1680	2400	1800	1880
Ice Dimension (mm)	22 x 22 x 22				13 x 30 x 35	-
Refrigerant	R404A					
Dimension (L x W x H) (mm)	560 x 832 x 1715	760 x 832 x 1715	760 x 832 x 1715	760 x 832 x 1890	560 x 830 x 1897	760 x 830 x 1795
Weight (kg)	94	120	122	140	131	180

Table Top Cake Showcase



FMC-70T | FMC-90T



FMC-90TP

- Heated Front Glass
- Digital Controller
- Fan Cooling System
- White LED Light

Type	Square	Sqaure	Curve
Model	FMC-70T	FMC-90T	FMC-90TP
Dimension (L x W x H) (mm)	750 x 560 x 730	900 x 560 x 730	900 x 560 x 730
Temperature Range (°C)	2 ~ 8		
Voltage	220V/50Hz		
Base	Painted Black		

Cake Showcase



FMC-90SS | FMC-120SS | FMC-150SS | FMC-120SS



FMC-90SS MAX | FMC-120SS MAX | FMC-150SS MAX

- Super White Glass
- Heated Front & 2-Sides Glass
- White Frosted Shelf Glass
- Digital Controller
- Fan Cooling System
- White LED Light

Type	Square						
Model	FMC-90SS	FMC-120SS	FMC-150SS	FMC-180SS	FMC-90SS MAX	FMC-120SS MAX	FMC-150SS MAX
Tier	2	2	2	2	3	3	3
Dimension (L x W x H) (mm)	900 x 685 x 1200	1200 x 685 x 1200	1500 x 685 x 1200	1800 x 685 x 1200	900 x 685 x 1500	1200 x 685 x 1500	1500 x 685 x 1500
Temperature Range (°C)	2 ~ 8						
Voltage	220V/50Hz						
Base	Brushed SS304						

CAKE SHOWCASE



- Super White Glass
- Heated Front & Side Glass
- Digital Controller
- Fan Cooling System
- White LED Light

FMC-90SS PRO | FMC-120SS PRO | FMC-150SS PRO



- Hot Air Up-Blow
- Heated Back & Side Glass
- Digital Controller
- Fan Cooling System
- White LED Light

FMC-90SS X | FMC-120SS X | FMC-150SS X

Type	Curve			Front Sliding		
Model	FMC-90SS PRO	FMC-120SS PRO	FMC-150SS PRO	FMC-90SS X	FMC-120SS X	FMC-150SS X
Tier	2	2	2	2	2	2
Dimension (L x W x H) (mm)	900 x 685 x 1200	1200 x 685 x 1200	1500 x 685 x 1200	900 x 685 x 1200	1200 x 685 x 1200	1500 x 685 x 1200
Temperature Range (°C)	2 ~ 8					
Voltage	220V/50Hz					
Base	Brushed SS304					

Chocolate & Warmer Showcase



- Super White Glass
- Heated Front, Top & 2-Sided Glass
- Secop/ Embraco Compressor
- White LED Light

FMC-120SS JP | FMC-150SS JP



- Glass 3 Sides & Top Single Layer
- White LED Light

FMC-90SS W | FMC-120SS W | FMC-150SS W

Type	Chocolate	
Model	FMC-120SS JP	FMC-150SS JP
Tier	2	2
Dimension (L x W x H) (mm)	1200 x 700 x 1100	1500 x 700 x 1100
Temperature Range (°C)	8 ~ 18	
Voltage	220V/50Hz	
Base	Brushed SS304	

Type	Warmer		
Model	FMC-90SS W	FMC-120SS W	FMC-150SS W
Tier	2	2	2
Dimension (L x W x H) (mm)	900 x 685 x 1200	1200 x 685 x 1200	1500 x 685 x 1200
Temperature Range (°C)	+36 ~ +70		
Voltage	220V/50Hz		
Base	Brushed SS304		