


REBUS



Contents

- 01 About Us
- 02 Cleaning Chemical
- 15 Special Care
- 21 Air Freshener
- 23 Tissues
- 26 Soap Dispenser
- 31 Air Freshener Dispenser
- 34 Tissue Dispenser
- 41 Scent Diffuser
- 42 Broom & Brush
- 45 Mops
- 47 Handle
- 48 Escalator Cleaning Tools
- 49 Cleaning Tools
- 52 Buckets & Carts
- 58 Housekeeping Tools
- 64 Queue Up & Display Stand
- 67 Waste Receptacles
- 99 Plastic Bag
- 102 Machines
- 138 Baby Changing Station & Hair Dryer
- 139 Safety Products
- 147 Glove
- 148 Garden Tools
- 149 Floor Mat
- 154 Packaging Materials
- 155 Food Wrap
- 156 Container & Lid
- 160 Take Away Bag & Box
- 167 Cultery & Straw
- 169 Cup & Lid
- 173 Photo

Chemical - Kitchen Care



DISH WASH

Dish Wash is effective in removal of greasy soil dishes, cooking utensils but yet gentle to skin with minimal light fragrance. Manual dishwashing.

Fragrance : Orange
 Packing : 20L | 10L | 5L
 Dilution **1:20** Heavy Soiled
 Dilution **1:50** Light Cleaning



DISH WASH (ECONOMY)

Dish Wash (Economy) is effective in removal of greasy soil dishes, cooking utensils but yet gentle to skin without fragrance. Manual dishwashing.

Fragrance : Fragrance-Free
 Packing : 20L | 10L | 5L
 Dilution **1:20** Heavy Soiled
 Dilution **1:50** Light Cleaning



OVEN KLEEN

Oven Klean is effective in removing carbon grease, oils & fats. Suitable to use on oven, grill, hotplate, hood & exhaust in kitchen. Safe on stainless steel, iron, epoxy coated surface, porcelain & glass.

Packing : 20L | 10L | 5L
 Dilution **1:5** Heavy Cleaning
 Dilution **1:25** Light Cleaning



FLY AWAY

Fly Away is ideal to use in F&B industry to keep the flies & insects away while bringing the smooth and fresh fragrance to the area.

Fragrance : Lemongrass, Peppermint
 Packing : 20L | 10L | 5L
 Dilution **1:50** Table Spray
 Dilution **1:10** General Mopping

Chemical - Personal Care



HAIR & BODY SHAMPOO

Hair & Body Shampoo are blended from a mix of premium grade mild surfactants. Effective cleansing of hair and body with light conditioning, lotion and freshness.

Fragrance : Pure | Drakka
 Packing : 20L | 10L | 5L
 Ready To Use



HAND SOAP

Hand Soap contains no harmful or harsh chemical to cleans well & gentle to skin, leaving light fragrance smell. Cleans well & gentle to skin with moisturizing agents.

Fragrance : Apple, Floral, Lavender, Lemon,
 Strawberry & Fragrance-Free
 Packing : 20L | 10L | 5L
 Ready To Use



FOAM SOAP

Foam Soap is easier to clean hand with its rich foam. Ideal to use in F&B, hotel & malls. Foam soap reduce soap & water consumption compare to normal liquid soap.

Fragrance : Apple, Floral, Lavender
 & Frangrance-Free
 Packing : 20L | 10L | 5L
 Ready To Use



HAND GEL

Hand Gel is sand type hand wash. Easy to remove heavy oil. Fresh smell and suitable for a variety of oil stains.

Fragrance : Lemon
 Packing : 20KG | 3KG
 Ready To Use

Chemical - Sanitise & Other



HAND SANITISER

Hand Sanitiser which use to decrease infectious agents on the hand. Highly flammable and for external use only. Waterbased, Gel based available.

Packing : 20L | 10L | 5L
Ready To Use



MULTI SANIFECT

Multi Sanifect formulated to disinfectant multi surfaces like floors, walls, metal surfaces, door handle & lift button. Spot test on inconspicuous surfaces like plastic or painted surfaces before use.

Packing : 20L | 10L | 5L
Dilution **1:20** Disinfect



FOGGING DISINFECTANT

Fogging Disinfectant is suitable for use with fogging machine. Recommended that fogging should be done in any area that is clear from people. Fogging particles will form a thin coating of disinfectant properties that will last for hours.

Packing : 5L
Ready To Use



WATERMARK REMOVER

Watermark Remover is designed to effectively clean glass surfaces with watermarks. It is specially formulated for effective removal of watermarks, residue and streaks from the window.

Packing : 20L | 10L | 5L
Ready To Use



DIVERSEY J-512 SANITIZER

J-512 Sanitizer is specially designed for use in dairies, restaurants, bars & institutions where sanitization is of prime importance. To sanitize pre-cleaned & potable water-rinsed, non-porous, food contact surfaces, prepare the dilutions as guided. No rinsing necessary.

Packing : 5L

Dilution **1:512** Sanitise



DIVERSEY FORWARD DC

Forward Disinfectant Cleaner is heavy duty, concentrated, all purpose cleaner that removes dirt other cleaners leave behind. It disinfects as it cleans, destroying bacteria and kills HIV-1 on pre-cleaned environment surfaces or objects previously soiled with blood or body fluids.

Packing : 5L

Dilution **1:20** Disinfectant



SANITIZING DISINFECTANT LIQUID

Sleek Sanitizing Disinfectant Liquid is non alcohol, non flammable, form a thick smoke and suitable to use for more surfaces. For thermal / smoke fogging.

Packing : 5L

Ready To Use



SANITIZING DISINFECTANT LIQUID

Sleek Sanitizing Disinfectant Liquid is non sticky, non flammable, rinse free & suitable to use to disinfectant food porcessing equipment or utensils with rinsing after disinfectant. Spray at targeted surface would like to disinfectant & wipe with clean dry cloth.

Packing : 5L

Ready To Use

Chemical - Disinfectant



FRESH PINE

Fresh Pine is an effective disinfectant cleaning agent for all hard surfaces. Mostly use in hospital and washroom area.

Fragrance : Pine Oil
 Packing : 20L | 10L | 5L
 Dilution **1:50** Mopping
 Dilution **1:10** Heavy Scrubbing



FENOL

Fenol is a powerful bactericide & disinfectant cleaner. Suitable in disinfectanting floors in hospitals, clinics, kitchens or washrooms.

Fragrance : Pine + Dettol
 Packing : 20L | 10L | 5L
 Dilution **1:150** Mopping
 Dilution **1:20** General Cleaning



URINAL SANITISER

Urinal Sanitiser is sanitizing solutions for auto or press urinal dispenser. Disinfects and prevents urinal stains, cleaning & deodorising.

Fragrance : Floral
 Packing : 20L | 10L | 5L
 Ready To Use



STEEL SHINE

Steel Shine is suitable to cleans and polishes in one single action. Leaves a protective film that shines and last.

Packing : 20L | 10L | 5L
 Ready To Use

Chemical - Floor Cleaning



MULTIPURPOSE I | II

MP is a concentrated powerful neutral & water based cleaning detergent. Cleaning all type of hard surfaces. MP II with high fragrance.

Fragrance : Lemon (MP I) | Lavender (MP II)

Packing : 20L | 10L | 5L

Dilution **1:20** Manual Scrubbing

Dilution **1:100** General Mopping

Dilution **1:150** Auto Scrubber



FRESHENER

Freshener is suitable for floor mopping and deodorising. It can use as spray to clean and reduce malodors. Commonly use in all field.

Fragrance : Lavender, Lemon, Genfresh, Apple,
Sakura, Strawberry, Drakka, Sophia

Packing : 20L | 10L | 5L

Dilution **1:1** Air Freshener

Dilution **1:100** General Mopping



MOP SHINE

Mop Shine is a water based 3-in-1 neutral detergent that cleans, deodorise & shine in one application. No rinsing needed. Suitable use in marble, granite, various tiles, terrazo, parquet.

Fragrance : Flower, Lemongrass

Packing : 20L | 10L | 5L

Dilution **1:30** For General Mopping



CRYSTAL MOP SHINE

Crystal Mop Shine is a water based 3-in-1 neutral detergent with higher shining agent that cleans, deodorise & shine in 1 application. No rinsing needed. Suitable use in marble, granite, various tiles, terrazo, parquet.

Fragrance : Flower, Lemongrass

Packing : 20L | 10L | 5L

Dilution **1:30** For General Mopping

Chemical - Hard Surface Clean



GLASS KLEEN

Glass Kleen uses in cleaning glass, window panes and mirrors. Fast drying & non rinsing leaving glass surfaces sparkling and spotless.

Packing : 20L | 10L | 5L

Dilution **1:1** Tough Stain Cleaning

Dilution **1:15** General Mopping



EASI STRIP

Easi Strip actives fast in stripping emulsion floor polishes & sealers. Easy penetrating for heavy duty cleaning of most hard surfaces.

Packing : 20L | 10L | 5L

Dilution **1:3** Fast Striping With Machine

Dilution **1:10** Scrubbing Machine



DIRT BUSTER

D-Buster is an all purpose super alkaline cleaner which effective on oily, grease and grimy surfaces in factories, kitchen floors Eliminate build up of carbon film & dirt.

Packing : 20L | 10L | 5L

Dilution **1:50** For Manual Scrub & Wash Off

Dilution **1:200** For General Mopping



HEAVY DUTY DEGREASER

HD Degreaser is an effective on oily, greasy & grimy surfaces in factories, kitchen floors, workshops, engineering facilities, warehouses, food courts & external buildings. Suitable to use on engines, parts & appliances.

Packing : 20L | 10L | 5L

Dilution **1:30** Wash Off

Dilution **1:130** Mopping / Auto Scrub

Chemical - Floor Polish



HI-BUFF

Hi-Buff is suitable to various speed burnisher. Excellent leveling, dispersion, easily repair scuff marks, enhance glossiness and durability.

Packing : 20L | 10L | 5L
Ready To Use



CTS II

CTS-II with excellent durability to wet & sun, adhesion, chemical resistance protective properties. Sealing tiles, slates, pebbles, terrazzo, concrete floor with epoxy paint.

Packing : 5 Gallon
Ready To Use



HI-GLOSS

Hi-Gloss giving tough and super clear gloss surfaces. Excellent flow, levelling & fast drying with good reparability. Use on all resilient & non-resilient floor, vinyl, asphalt rubber tile etc. As well as terrazzo, marble, quarry tile, concrete & sealed wood floor.

Packing : 5 Gallon
Ready To Use



SUPREME

Supreme is a high solid floor polish. Specially formulated with medium-hard, high gloss metal crosslink styrene-acrylic polymer to exhibit the shine for marble, terrazzo, ceramic & vinyl tile.

Packing : 5 Gallon
Ready To Use

Chemical - Floor Polish



NANO SHIELD (BLUE)

Nano Shield Blue is specially formulated polish for all kinds of polished tiles, granite, ceramic, quartz stones, microcrystal stones.

Packing : 4kg | 2kg
Ready To Use



NANO SHIELD (GREEN)

Nano Shield Green is specially formulated polish for all kinds of marble, artificial marble, terrazo, concrete, artificial stones.

Packing : 4kg | 2kg
Ready To Use



MARBLE POLISH POWDER

Revontulet Marble Polish Powder is suitable for marble which is mixed with obvious silicate & silica in the composition of calcium carbonate at the same time, the hardness is hard, such as golden flower stone, cream-colored stone, white stone, wood stone, brown stone and marble.

Packing : 5kg
Ready To Use



PROTECTIVE SHIELD

Revontulet Protective Shield is suitable for high water absorption material such as stone inferior, smooth fire board, antique plate. It can deepen the color and lustre of stone, the seal protection for the surface of parking lot and wet stick base or weathered marble surface.

Packing : 5kg
Ready To Use

Chemical - Special Care



LO FOAM

Lo Foam is suitable for use in most carpets & upholstery in removing soil & grease. Formulated without harshness to fabric & leaving nice fragrance.

Packing : 20L | 10L | 5L
 Dilution **1:5** Manual Scrubbing
 Dilution **1:10** Carpet Extractor



ANTI FOAM

Anti Foam designed to prevent clogging due to foam accumulation in wet vacuum pickups, carpet extractor & auto scrubber. Eliminates unsight foam in effluent treatment plant.

Packing : 20L | 10L | 5L
 Pour **50ml** into carpet extractor recovery tank size of **30 litres**.



GUM REMOVER

Gum Remover can remove remove glue, including stronger varieties like superglue. Carefully dab it into the affected surface, allow it to soften the adhesive. Simply wipe it away with a cloth or scrape if off. Repeat the steps until all of the glue is gone.

Packing : 20L | 10L | 5L
 Ready To Use



CHLORINE POWDER

Chlorine Powder as a mixture with lime and calcium chloride, it is marketed as chlorine powder or bleach powder for water treatment and as a bleaching agent. It is a white solid, although commercial samples appear.

Packing : 50KG | 20KG | 5KG

Chemical - Car Care



CAR SHAMPOO

Car Shampoo is an high foaming car wash detergent. Easily remove dirt, grease, road films. Does not cause streaking on car paint, good soil emulsification property.

Packing : 20L | 10L | 5L
 Dilution **1:50** Mopping
 Dilution **1:10** Heavy Scrubbing



DEGREASER

Degreaser is an effectively emulsify heavy soils, grease, oil and grimes. Suitable to use on engines, parts & appliances.

Packing : 20L | 10L | 5L
 Dilution **1:30** Wash Off
 Dilution **1:130** Mopping / Auto Scrub



TYRE SHINE

Tyre Shine is to keep your tyres shiny with instant tyre shine. Convenient and easy to use, it effectively reduces build-up of road frime and keeps tyres looking glossy and new.

Packing : 20L | 10L | 5L
 Ready To Use



PLASTIC COATING

Plastic Coating is one of the most widel used processes of coating in various applications. To provide a rubber coating that resists moisture, acids, abrasion, corrosion, skidding & slipping.

Packing : 20L | 10L | 5L
 Ready To Use

Chemical - Acidic Cleaner



BOWL KLEEN

Bowl Kleen is effective clean for ceramic toilet bowls, basins, urinal bowls, mosaic & stainless steel urinals. Easy in removal of inorganic sediments. Eliminates unpleasant odours. Do not use on polished tiles.

Packing : 20L | 10L | 5L
 Dilution **1:1** General Cleaning
 Dilution **1:5** Stubborn Stain



RIZZ

Rizz is ideal to remove scale & stains from toilet mosaic floors & urinal easily. Remove grime, rust, algae & slime on hard surfaces. Do not use on polished tiles.

Packing : 20L | 10L | 5L
 Dilution **1:1** Stubborn Stain
 Dilution **1:20** General Cleaning



CEMENT SOFT

Cement Soft is fast and deep penetrating to dissolving into cement leftover in new construction sites. Able to remove dust. Do not use on marbel, granite & polished tiles.

Packing : 20L | 10L | 5L
 Dilution **1:10-20** Initial Cleaning
 Dilution **1:20-40** General Cleaning



COIL CLEANER

Coil Cleaner is formulated for heavy duty cleaning. It is effectively and easy to clean dirt, stubborn dust and oily grease on most air-con coil such as indoor air-con coil, car cooling coil, radiator coil & air blower.

Packing : 20L | 10L | 5L

Chemical - Laundry Care



BLEACH

Bleach is excellent in whitening and bleaching. The most economical & effective auxilliary cleaning agent that kills germs and bacteria.

Packing : 20L | 10L | 5L

Dilution **1:10** For Laundry Wash

Dilution **1:20** For Disinfection Wash



LAUNDRY DETERGENT

Laundry Detergent is a type of detergent (cleaning agent) used for cleaning dirty laundry (clothes).

Fragrance : Sophia

Packing : 20L | 10L | 5L

Ready To Use



SOFTENER

Softener is a conditioner that is applied to laundry after it has been washed in a washing machine. Help fight wrinkles, reduce static & add a soft touch and fresh scent to your laundry.

Fragrance : Sophia

Packing : 20L | 10L | 5L

Ready To Use



SOAP POWDER

Soap Powder is a soap in the form of a powder that is used to wash clothes, sheets, towels and fabrics in general.

SPM - Packing : 7.5kg

SunQ - Packing : 5kg

SunQ - Packing : 800g

Special Care



Kitchen Cleaner

Dimension : 108(W) x 225(H)
Capacity : 500ml



Ant Repellent

Dimension : 108(W) x 225(H)
Capacity : 500ml



Mosquito Repellent

Dimension : 108(W) x 225(H)
Capacity : 500ml



Ironing Liquid Spray

Dimension : 108(W) x 225(H)
Capacity : 500ml



Serai Wangi Spray

Dimension : 108(W) x 225(H)
Capacity : 500ml



All Purpose Cleaner

Dimension : 108(W) x 225(H)
Capacity : 500ml



All Purpose Deodorizer

Dimension : 108(W) x 225(H)
Capacity : 500ml



Antibacterial Disinfectant

Dimension : 135(W) x 290(H)
Capacity : 1.25 Litres



Drain Opener

Dimension : 103(W) x 226(H)
Capacity : 530ml

Special Care



Serai Wangi Concentrate

Dimension : 86(D) x 206(H)mm
Capacity : 650ml



Room & Car Disinfectant

Dimension : 45(D) x 124(H)mm
Capacity : 100ml



Air & Surface Disinfectant

Dimension : 65(D) x 195(H)mm
Capacity : 400ml



Airmergy Disinfectant Spray

Weight : 250ml



Lizard Repellent

Weight : 25g



Rat Glue

Weight : 220ml



Insects Sticker

Dimension : 8.5 x 13"
Packaging : 2 pcs



Sticker Label Remover

Weight : 200ml



Cockroach Trap

Packaging : 5 Traps

Special Care



Furniture Polish

Dimension : 65(D) x 200(H)
Capacity : 400ml



Stainless Steel Polish

Dimension : 65(D) x 200(H)
Capacity : 400ml



Fabric Cleaner

Dimension : 65(D) x 200(H)
Capacity : 400ml



Leather & Tyre Spray

Dimension : 65(D) x 200(H)
Capacity : 400ml



Autozone ISO 40

Dimension : 65(D) x 194(H)
Capacity : 400ml



Pledge Furniture Polish

Dimension : 7 x 7 x 25
Capacity : 330ml



Stainless Steel Polish

Dimension : 9 x 9 x 28
Capacity : 600g



Troubleshooter Stripper

Dimension : 9 x 9 x 28
Capacity : 600g



Jis Scouring Cream

Dimension : 23 x 26 x 26
Capacity : 500ml

Special Care



Para Block

Flavour : Lavender, Strawberry, Honeydew, Lemon, Apple & Lemongrass
 Gross Weight : 20kgs± / 5kgs±



Urinal Screen Freshening Pad

Weight : 20gm
 * Up to 30 days usage life



Toilet Flush Disinfectant 100gm

Color : Blue
 Material : ABS
 * Able to flush up 600 times

Airzone Air Freshener Para Block

Weight : 90gm
 * Up to 30 days usage life



Enzyme Bio Tab 50gm

Color : Pink & Blue
 Dimension : 115 Diameter X 35(H)
 * Up to 30 to 60 days

Special Care



Airzone Scented Gel

Fragrance : Cool Air, Lavender, Floral, Lime & Lemon

Weight : 210g



Airnergy Mosquito Repellent Gel

Capacity : 180g



Netcare Mosquito Repellent Gel

Dimension : 79(D) x 45(H)

Capacity : 70gm



Netcare Mosquito Repellent

Dimension : 45(D) x 124(H)

Capacity : 110ml



Anti Insects Candle

Dimension : 92(D) x 25(H)

Capacity : 110gm

Insect Trap


Insect Trap 805S

Machine 805S

Size : 370(W) x 150(D) x 270(H)mm
 Weight : 0.7kg
 Rating : 240v 50Hz 13A
 Electrical Consumption : 8w

Adhesive Sticky Pad 805S

Size : 203(L) x 136(W)mm
 Packing : 5pcs



Insect Trap 817

Machine 817

Size : 420(W) x 130(D) x 240(H)mm
 Weight : 0.7kg
 Rating : 240v 50Hz 13A
 Electrical Consumption : 8w

Adhesive Sticky Pad 817

Size : 381(L) x 241(W)mm
 Packing : 2pcs



Insect Trap 806A

Machine 806A (White | Black)

Size : 360(W) x 170(D) x 200(H)mm
 Weight : 0.8kg
 Rating : 240v 50Hz 13A
 Electrical Consumption : 8w

Adhesive Sticky Pad 806A

Size : 224(L) x 100(W)mm
 Packing : 5pcs



Insect Trap 8830

Electric Shock Type

Size : 500(W) x 95(D) x 300(H)mm
 Weight : 1.9kg
 Rating : 240v 50Hz 13A
 Electrical Consumption : 30w



Air Freshener Refill



Scent Force Metered Spray 300ml

Fragrance Available : 1. Ck 2. Escape 3. Lavender 4. Apple Blossom 5. Mix Floral
6. Polo 7. Lemon 8. Potpourri 9. Vanilla Bouquet 10. Mosquito Repellent

Ayesha Metered Spray 300ml

Ayesha Air Neutralizer is a Premium Air Freshener with added bad odor Neutralizer and Anti-Bacterial.

Fragrance Available :
1. Breezy
2. Orchard Blush



AZ290 Metered Spray 300ml

Fragrance Available :
1. Vanilla Bouquet
2. Lemon
3. Lavender

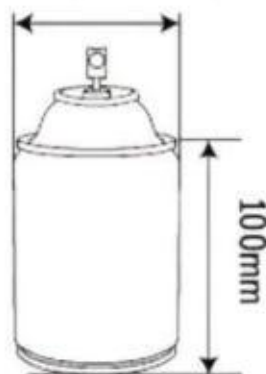
Skyline Metered Spray 290ml

Fragrance Available :

1. Country Garden	9. Green Meadow
2. Sea Breeze	10. Morning Glory
3. Strawberry	11. After Tobacco
4. Honey Dew	12. Passion Fruits
5. Peach	13. Green Tea
6. Cool Water	14. Love
7. Amber	15. Romance
8. Secret	



65mm (Diameter)



Short Can

All the short can Air Freshener Metered Spray are in 65(D) x 100(H)mm which able to fit in most market automatic air freshener dispenser.

Tissue Paper & Towel



Inter Fold Towel

Suitable Dispenser :-

AZ1123 | AR1123 | AZ1220 | AR1220 | AZ1221

Size & Packaging :-

180 x 200mm (1Ply V/Pulp) : 200s x 20pkts / ctn

225 x 200mm (1Ply V/Pulp) : 250s x 16pkts / ctn



Multi Fold Towel

Suitable Dispenser :-

AZ1123 | AR1123 | AZ1220 | AR1220 | AZ1221

Size & Packaging :-

225 x 230mm (1Ply V/Pulp) : 250s x 16pkts / ctn

220 x 210mm (2Ply V/Pulp) : 200s x 20pkts / ctn



Jumbo Roll Tissue

Suitable Dispenser :-

AR1008A | AR1008 | AZ1008 | AR2008

Size & Packaging :-

85(H)mm - 110 meter (2Ply V/Pulp) : 12 rolls / ctn

85(H)mm - 130 meter (2Ply V/Pulp) : 12 rolls / ctn

85(H)mm - 200 meter (2Ply V/Pulp) : 12 rolls / ctn

85(H)mm - 500 gram (2Ply Recycle) : 12 rolls / ctn



Toilet Tissue Roll

Size & Packaging :-

85(H)mm - 130 sheets (2Ply V/Pulp) : 100 rolls / bdl

90(H)mm - 160 sheets (2Ply V/Pulp) : 100 rolls / bdl

100(H)mm - 220 sheets (2Ply V/Pulp) : 100 rolls / ctn



Towel Roll

Hand Roll Towel

200(H)mm - 150 meter (1Ply V/Pulp) : 12 rolls / ctn

Industrial Roll

255(H)mm - 1000 meter (1Ply V/Pulp) : 2 rolls / ctn

Tissue Paper & Towel



Centre Flow Towel

Suitable Dispenser :-
AZ1300

Packaging :-
200(H)mm - 250 meter (1Ply V/Pulp) : 6 rolls / ctn



Kitchen Towel Roll

Packaging :-
220(H)mm - 60 sheets (2Ply V/Pulp) : 24 rolls / bdl



Hygiene Bathroom Tissue

Suitable Dispenser :-
AZ1009 | AZC009 | AR009 | DR9009A | G326

Packaging :-
250 sheets (1Ply V/Pulp) : 36 pkts / ctn
250 sheets (2Ply V/Pulp) : 36 pkts / ctn
400 sheets (1Ply V/Pulp) : 36 pkts / ctn
460 sheets (1Ply V/Pulp) : 36 pkts / ctn



Pop Up Tissue

Suitable Dispenser :-
AZ1009 | AZC009 | AR009 | DR9009A | G326

Packaging :-
150 sheets (1Ply V/Pulp) : 72 pkts / ctn
150 sheets (2Ply V/Pulp) : 60 pkts / ctn



Facial Box

Facial Tissue

200 sheets (2Ply V/Pulp) : 48 box / ctn

Hotel Pack

40 sheets (2Ply V/Pulp) : 100 box / ctn

Paseo Travel Pack

50 sheets (3Ply V/Pulp) : 4packs x 36 bags / ctn

Tissue Napkins




Cocktail Napkin

White (1Ply V/Pulp)	: 100s x 50pkts / ctn
White (2Ply V/Pulp)	: 250s x 20pkts / ctn
Brown (1Ply Recycle)	: 100s x 50pkts / ctn
Brown (2Ply Recycle)	: 250s x 20pkts / ctn

Size : 12 x 12cm

* Custom Print Available in Maximum 2 colors



Luncheon Napkin

White (1Ply V/Pulp)	: 200s x 30pkts / ctn
White (2Ply V/Pulp)	: 100s x 30pkts / ctn
Brown (1Ply Recycle)	: 200s x 30pkts / ctn
Brown (2Ply Recycle)	: 100s x 30pkts / ctn

Size : 8 x 16cm

* Custom Print Available in Maximum 2 Colors



Dinner Napkin

White (1Ply V/Pulp)	: 200s x 15pkts / ctn
White (2Ply V/Pulp)	: 100s x 20pkts / ctn
Brown (1Ply Recycle)	: 200s x 15pkts / ctn
Brown (2Ply Recycle)	: 100s x 20pkts / ctn

Size : 10 x 20cm

* Custom Print Available in Maximum 2 Colors

Ocean Napkin

White (1Ply V/Pulp)	: 200s x 30pkts / ctn
---------------------	-----------------------

Size : 11.5 x 11.5cm



Serviette Napkin

White (1Ply V/Pulp)	: 60gm x 60pkts / ctn
---------------------	-----------------------

Size : 12.5 x 12.5cm



Soap Dispenser



Foam



Liquid



Mist



Tube

AR1000 Wall Mount Soap Dispenser

- Color : White & Transparent Black
- Material : ABS
- Capacity : 1000ml
- Dimension : 124(L) x 94(W) x 228(H)mm
- Type : Foam, Pump & Mist System



AR800 Wall Mount Soap Dispenser

- Color : White & Transparent Black
- Material : ABS
- Capacity : 800ml
- Dimension : 134(L) x 88(W) x 237(H)mm
- Type : Foam, Liquid, Tube & Mist System

Soap Dispenser



Front View



Side View

Sleek SL1000 Soap Dispenser

Color : Blanco Blue Series
 Material : ABS
 Capacity : 1000ml



Liquid
1.0ml



Foam
0.35ml



Spray
1.0ml



Front View



Side View

Sleek SL500 Soap Dispenser

Color : Blanco Blue Series
 Material : ABS
 Capacity : 500ml



Liquid
1.0ml



Foam
0.35ml



Spray
1.0ml



Twin Pack



Front View



Side View

Sleek SL400 Soap Dispenser

Color : Blanco Blue Series
 Material : ABS
 Capacity : 400ml
 Single / Twin Pack Available



Liquid
1.0ml



Foam
0.35ml



Spray
1.0ml

Soap Dispenser



Front View

Side View

AR800 Foam Soap Dispenser

Color : White
 Material : ABS
 Capacity : 800ml



Foam
 0.50ml



Front View

Side View

AR800 Hand Sanitiser Dispenser

Color : White
 Material : ABS
 Capacity : 800ml



Spray
 0.70ml



Front View

Side View

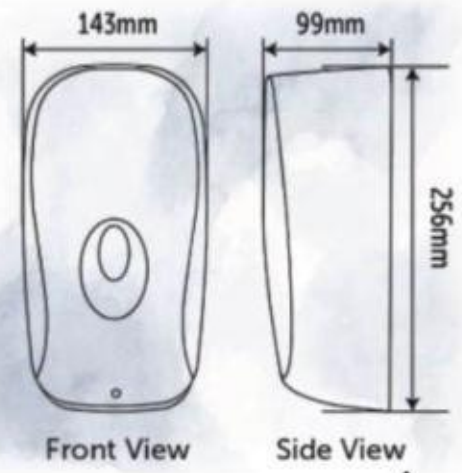
AR800 Toilet Seat Dispenser

Color : White
 Material : ABS
 Capacity : 800ml



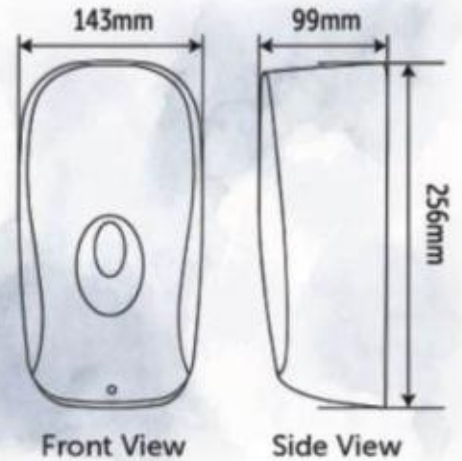
Spray
 0.30ml

Auto Dispenser



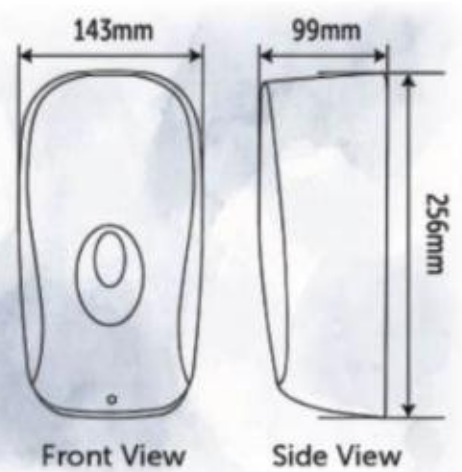
AR1133 Auto Liquid Soap Dispenser

Color : White
 Material : PP (Cover) / ABS (Base) / HDPE (Bottle)
 Capacity : 1000ml



AR1133 Auto Foam Soap Dispenser

Color : White
 Material : PP (Cover) / ABS (Base) / HDPE (Bottle)
 Capacity : 1000ml



AR1133 Auto Mist Sanitiser Dispenser

Color : White
 Material : PP (Cover) / ABS (Base) / HDPE (Bottle)
 Capacity : 1000ml



S/Steel Soap Dispenser



**S/Steel Dispenser
500ml**

100(L) x 65(W) x 150(H)mm



**S/Steel Dispenser
1200ml**

130(L) x 70(W) x 200(H)mm



**S/Steel Dispenser
1200ml (Horizontal)**

200(L) x 70(W) x 125(H)mm



**S/Steel Dispenser
400ml (Round Body)**

60(D) x 230(H)mm



**Black S/Steel Dispenser
1200ml**

125(L) x 115(W) x 207(H)mm



**Black S/Steel Dispenser
1200ml (Horizontal)**

207(L) x 115(W) x 125(H)mm



**S/Steel Dispenser
1200ml (Duro)**

130(L) x 60(W) x 203(H)mm



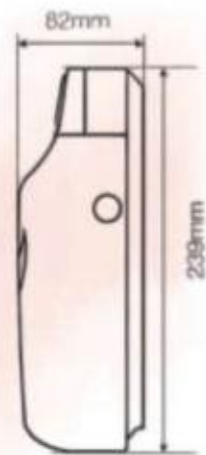
**S/Steel Foam Soap
Dispenser 1200ml**

130(L) x 65(W) x 205(H)mm

Freshener Dispenser



Front View



Side View

Sleek SL502 Air Freshener Dispenser

- Color : Blanco Blue Series
- Material : ABS
- Battery : 2 x D size Battery
- Can Size : Suit most of the market's short & tall can sizes

- Adjustable spray interval setting : 5 to 25 minutes
- Option to operate in Day, Night or 24 hours



Front View



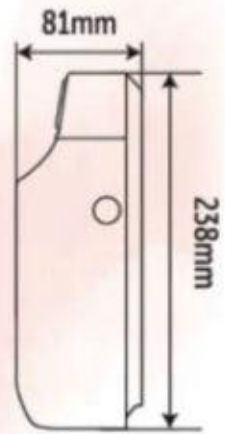
Side View

Sleek SL510 LED / LCD Air Freshener Dispenser

- Color : Blanco Blue Series
- Material : PP
- Battery : 2 x AA size Battery
- Can Size : Suit most of the market's short & tall can sizes

- LED : Integrated Light Sensor
- LCD : Programmable

Freshener Dispenser



Front View

Side View

AZ500 / 501 LED Air Freshener Dispenser

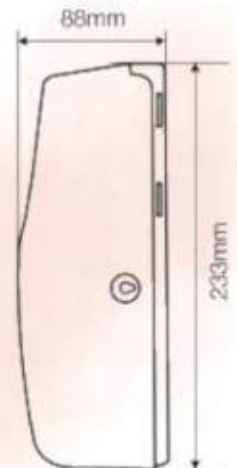
Color : White
 Material : PP
 Battery : 2 x D size Battery
 Can Size : Suit most of the market's short & tall can sizes

- Optional Day, Night and 24 hours working mode with integrated light sensor
- Adjustable spray interval setting : 5 to 25 minutes
- On / off mode switch



AZ520 LCD

AZ520 LED



Front View

Side View

AZ520 LED / LCD Air Freshener Dispenser

Color : White
 Material : PP
 Battery : 2 x AA size Battery
 Can Size : Suit most of the market's short & tall can sizes

- LED : Adjustable spray interval setting (7.5, 15, 30 min)
- LCD : Adjustable spray interval setting (1 - 60 min)

Freshener Dispenser



Front View



Side View

Sleek SL603 Air Freshener Dispenser

- Color : Blanco Blue Series
- Material : ABS
- Mode : Power ON & OFF
- Battery : 2 x AA size Battery
- Can Size : 65(D) x 67(H)mm



Front View

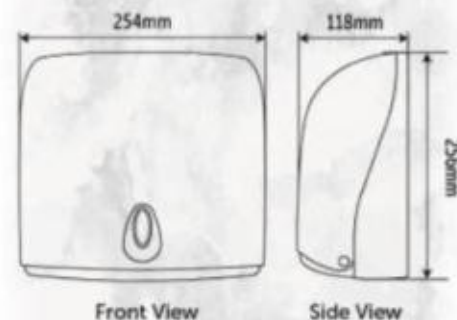


Side View

Sleek SL603J Air Freshener Dispenser

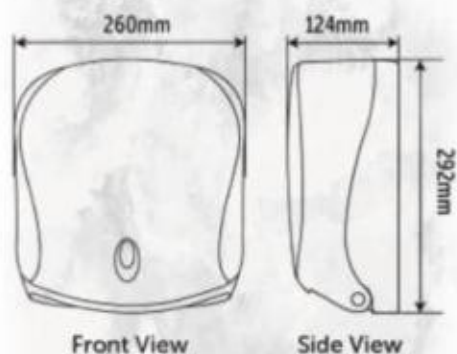
- Color : Blanco Grey Series
- Material : ABS
- Mode : Time Setting (1 min on, 1 & 3 & 5 min off)
- Battery : 2 x AA size Battery
- Can Size : 65(D) x 67(H)mm

Tissue Dispenser



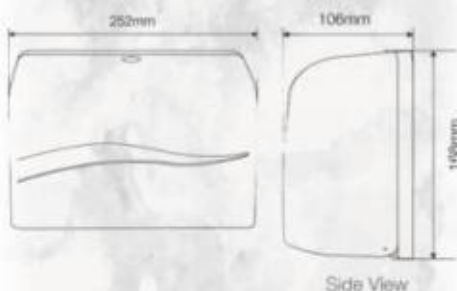
AZ1220 Multifold Towel Dispenser

Color : White
 Material : ABS
 Dimension : 254(L) x 118(W) x 256(H)mm



AR1220 Hand Towel Dispenser

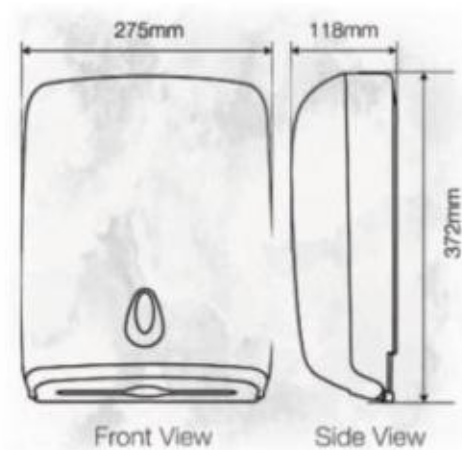
Color : White
 Material : ABS
 Dimension : 260(L) x 124(W) x 292(H)mm



AZ1221 Hand Towel Dispenser

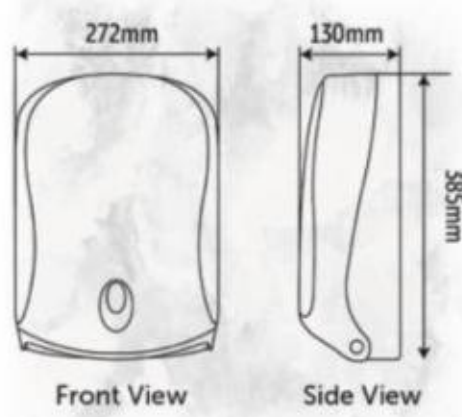
Color : White & Transparent Blue
 Material : ABS
 Dimension : 252(L) x 106(W) x 168(H)mm

Tissue Dispenser



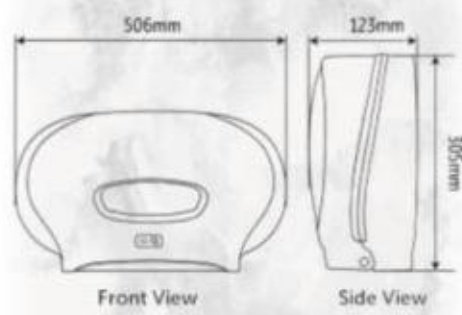
AZ1123 Multifold Towel Dispenser

Color : White
Material : ABS
Max Tissue Size : 250(L) x 90(W)mm



AR1123 Multifold Towel Dispenser

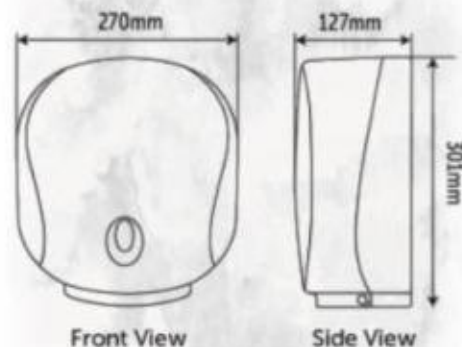
Color : White & Transparent Blue
Material : ABS
Max Tissue Size : 250(L) x 90(W)mm



AR2008 Double JRT Dispenser

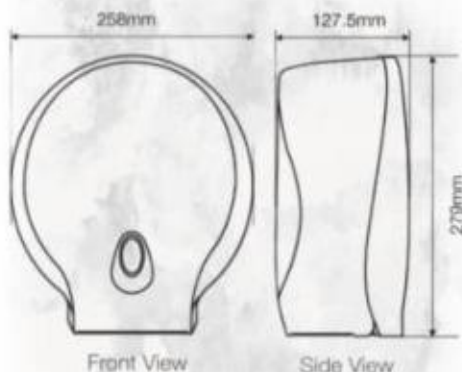
Color : White
Material : ABS
Max Tissue Size : 255(D) x 90(W)mm

Tissue Dispenser



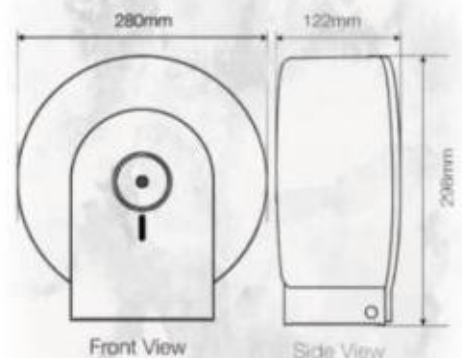
AR1008A Jumbo Roll Dispenser

Color : White & Transparent Clear
 Material : ABS
 Max Tissue Size : 230 Diameter



AR1008 Jumbo Roll Dispenser

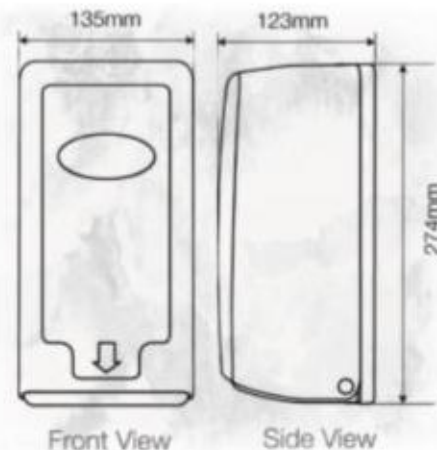
Color : White & Transparent Blue
 Material : ABS
 Max Tissue Size : 230 Diameter



AZ1008 Jumbo Roll Dispenser

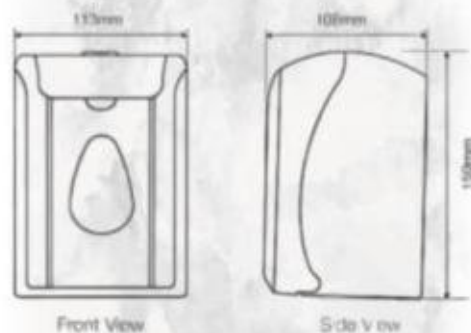
Color : White & Transparent Black
 Material : ABS
 Max Tissue Size : 270 Diameter

Tissue Dispenser



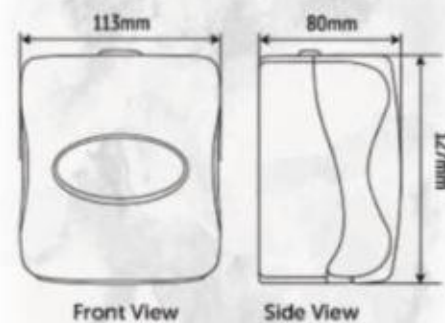
AZ1009 HBT Wall Mount Dispenser

Color : White & Transparent Black
 Material : PP
 Max Tissue Size : 125(L) x 120(W)mm



AZC009 Pop Up Tissue Dispenser

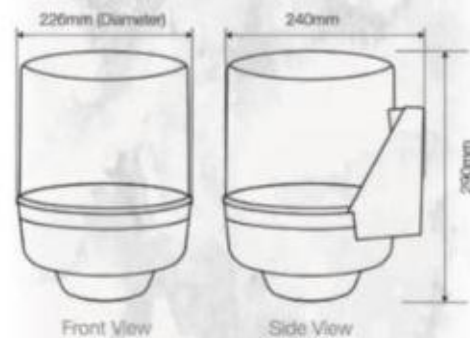
Color : White
 Material : ABS
 Max Tissue Size : 110(L) x 105(W)mm



AR009 Pop Up Tissue Dispenser

Color : White
 Material : PP
 Max Tissue Size : 111(L) x 76(W) x 125(H)mm
 With Or Without Holder Available

Tissue Dispenser



AZ1300 Centre Flow Towel Dispenser

Color : White
 Material : ABS
 Max Tissue Size : 240(D) x 170(H)



DR9009A Pop Up Tissue Box

Color : White
 Material : Plastic
 Dimension : 110(L) x 100(W) x 70(H)mm



G326 Tissue Holder

Color : Green, Pink, Blue & Purple
 Material : Plastic
 Dimension : 110(L) x 125(W) x 80(H)mm

Tissue Dispenser



HRT Tissue Dispenser - Manual

Color : Transparent Brown
 Dimension : 275(W) x 230(D) x 390(H)mm



HRT Tissue Dispenser - Auto

Color : Transparent Brown
 Dimension : 275(W) x 230(D) x 390(H)mm
 Battery : 4 x D size Battery



Industrial Roll Stand

Dimension : 320(W) x 450(D) x 900(H)mm
 Material : Galvanized Pipe (Rust Proofing)

S/Steel Tissue Dispenser



S/Steel Toilet Tissue Roll Dispenser (Flat Top)

150(L) x 100(W) x 105(H)mm



S/Steel Toilet Tissue Roll Dispenser (Full Cover)

125(L) x 100(W) x 96(H)mm



Dual S/Steel Toilet Tissue Roll Dispenser (Full Cover)

270(L) x 100(W) x 96(H)mm



S/Steel Toilet Tissue Roll Dispenser (Semi Cover)

120(L) x 65(W) x 130(H)mm



S/Steel Facial Tissue Dispenser

250(L) x 130(W) x 75(H)mm



S/Steel HBT Tissue Dispenser

128(L) x 120(W) x 270(H)mm



S/Steel Jumbo Roll Tissue Dispenser (Silver / Black)

260(L) x 117(W) x 260(H)mm



Small S/Steel Hand Towel Dispenser (Silver / Black)

275(L) x 100(W) x 265(H)mm



Large S/Steel Hand Towel Dispenser (Silver / Black)

275(L) x 100(W) x 360(H)mm

Scent Diffuser



Scent Diffuser AF5000

Voltage	: 12V
Power	: 8W
Refill Bottle	: 700ml
Oil Consumption	: 2.5ml /h (±5%) (60s On/Off)
Coverage	: 5000m ³
Net Weight	: 5.6kg
App Control	: No
Size	: 132(W) x 295(L) x 270(H)mm



Scent Diffuser AF1500

Voltage	: 12V
Power	: 6W
Noise	: < 25dB(A)
Refill Bottle	: 500ml
Oil Consumption	: 2.0ml /h (±5%) (60s On/Off)
Coverage	: 1500m ³
Net Weight	: 2.66kg
App Control	: Yes, Bluetooth
Size	: 139(D) x 596(H)mm



Scent Diffuser AF300

Voltage	: 12V
Power	: 8W
Noise	: < 35dB(A)
Refill Bottle	: 160ml
Oil Consumption	: 0.75ml /h (±5%) (60s On/Off)
Coverage	: 300m ³
Net Weight	: 0.8kg
App Control	: Yes, Bluetooth
Size	: 70(W) x 173(L) x 220(H)mm



Essential Oil For Scent Diffuser

- | | |
|--------------------|-----------------|
| 1. CK | 8. Marc Jacob |
| 2. D&G | 9. Valentino |
| 3. Aqua Di Gio | 10. Midnight |
| 4. Jo Malone | 11. Secret Bomb |
| 5. Victoria Secret | 12. Shangri-La |
| 6. Gucci | 13. Hilton |
| 7. Chanel | 14. White Tea |

Broom & Brushes



Hard Soft Broom 901

290(W) x 150(H)mm

Soft Broom 902

290(W) x 150(H)mm

Soft Broom 2025

290(W) x 150(H)mm

Paddy Broom 113

390(W) x 290(H)mm



Hard Broom 90

290(W) x 155(H)mm

Hard Floor Brush 12H

300(W) x 105(H)mm

Soft Floor Brush 12S

300(W) x 105(H)mm

Paddy Broom 918

460(W) x 300(H)mm



Hard Floor Brush 880

240(W) x 100(H)mm

Hard Push Brush 60cm

600(W) x 140(H)mm

Soft Push Brush 60cm

600(W) x 140(H)mm

Brush & Wiper 707

265(W) x 90(H)mm



Lidi Broom

900(H)mm ±

Bandaraya Lidi Broom

1500(H)mm ±

Fish Tail Lidi Broom

350(W) x 1400(H)mm

Vietnam Paddy Broom

460(W) x 960(H)mm

Broom & Brushes



Lobby Dustpan Broom
310(L) x 1050(H)mm



Twin Roller Sweeper
280 x 1150(H)mm



Mini Dustpan Broom
160(W) x 235(H)mm



Dustpan
280(W) x 220(L)mm



Floor Squeegee 937
440(W) x 180(H)mm



Floor Squeegee 22 & 30
550(W) x 1400(H)mm | 750(W) x 1400(H)mm



Floor Squeegee 928
440(W) x 110(H)mm



Multifunction Wiper
305(W) x 790(H)mm



Metal Pickup Tool
900(H)mm ±



Stainless Steel Scrapper
3"



Metal Scrapper
2" | 3"



Nylon Feather Duster
590(L)mm



Italy Flexible Microfiber Duster | Refill
585(L)mm ± | 470(L)mm ±



Microfiber Duster
570(L)mm

Hand Brush & Other



Wire Brush Rect. 201

42(W) x 112(L) x 27(H)mm



Wire Brush Oval 202

78(W) x 150(L) x 30(H)mm



Wire Toothbrush 62

40(W) x 260(L) x 35(H)mm



Hand Brush 618

60(W) x 140(L) x 75(H)mm



Hand Scouring Pad

85(W) x 145(L)mm



Hand Sponge Scrub

120(W) x 200(L)mm



Hand Broom

40(W) x 280(L) x 70(H)mm



Steel Scrub Ball

50 gram±



Yellow Sponge

90(W) x 180(L) x 50(H)mm



Nylon Feather Duster

60(W) x 90(L) x 30(H)mm



Sponge & Pad

60(W) x 85(L) x 40(H)mm



Scouring Pad

140(W) x 90(L) x 5(H)mm



Web Scrub

130(D)mm | 160(D)mm



Hose Clip & Joint



Garden Hose Orange | Yellow | Green

Thickness : 2.00mm | 3.00mm | 3.00mm
Length : 30m

Mops



Mop Head 300g (Red / Yellow / Green / Blue / White)



Circular Mop (Red / Yellow / Green / Blue / White)



Kentucky Mop (Red / Yellow / Green / Blue / White)



Kentucky Mop Clip (Red / Yellow / Green / Blue / Grey)




Scotch-Brite



Scotch Brite Rayon Strip Mop

Non Woven Round Mop 250gm±

Mops



Dust Mop Frame

40 / 60 / 80 / 100 cm



Cotton Dust Mop

40 / 60 / 80 / 100 cm



Acrylic Dust Mop

40 / 60 / 80 / 100 cm



Microfiber Dust Mop

40 / 60 / 80 / 100 cm



Ceiling Broom Frame



Cotton Ceiling Broom

Handle & Extension Pole



Wood Handle

2.5ft | 4ft | 6ft



Metal Handle

2.5ft | 4ft | 6ft



Stainless Steel Handle

4ft | 5ft



Aluminium Handle

4ft | 5ft



Extension Pole

1.25M x 3stage




Heavy Duty Extension Pole

2M x 3stage | 3M x 3stage

Escalator Cleaning Tools



EscaTEQ make the cleaning of escalators so fast, simple and cost effective.



Clean-TEQ Cleaning Solutions

Formulated specially for use with cleaning pad
Dilution 1:10



Tread-TEQ Tool & Cleaning Pad

Easier to use than a mop and requires less effort to use than a broom.
Size: 600mm | 1000mm



Riser-TEQ Tool & Cleaning Pad

Easy to use tool that allows for rapid & effective riser cleaning. Removable, washable & reusable cleaning pads.

Cleaning Tools



Microfiber Cloth

Size : 40 X 40cm



Microfiber Glass Cloth

Size : 40 X 40cm



Wine Glass Cloth

Size : 19 X 28"



Good Morning Towel

Packing : 12pcs



Microfiber Cloth

Size : 30 X 60cm



Microfiber Towel

Size : 60 X 200cm



GW Color Cloth Pro

Size : 30 X 60cm



Flexi Clamp

Size : 190(W) x 190(L)mm



Window Lambwool

Size : 14"



Window Squeegee

Size : 14"



Rubber For Squeegee



Window Scrapper



Pocket Scraper

Size : 50(W) x 120(L)mm



3in1 Window Washer

Size : 10"



A-Shape Washer

Size : 10"



Wiper

Size : 10"

Cleaning Tools



Drain Brush 4" 728
140(W) x 100(L)mm



Drain Brush 6" 718
140(W) x 150(H)mm



Metal Drain Shovel
760(L)mm ±



Toilet Pump 013
133(W) x 415(H)mm



Bowl Brush w Stand
120(W) x 475(H)mm



Round Bowl Brush
85(W) x 420(H)mm



Flat Bowl Brush
100(W) x 410(H)mm



Special Angle Brush
110(W) x 430(H)mm



Round Cob Web Brush
210(D) x 190(H)mm



Flat Cob Web Brush
310(W) x 185(H)mm



Water Ladle



Mop Pail Set
Size : 4 & 5 gallon



Pail
Size : 1 - 5 gallon



Aluminium Ladder
Single Side 5-12 steps



Aluminium Ladder
Double Side 5-12 steps

Cleaning Tools



1 Litre Round Bottle
c/w inserts



5 Litres Jerry Can
c/w inserts



10 Litres Jerry Can
c/w seal on cap



20 Litres Jerry Can
c/w inserts



250ml Round Bottle
c/w inserts



500ml Pump Bottle
c/w liquid pump



1 Litre Pump Bottle
c/w liquid pump



5 Kg Round Container
c/w inserts



500ml Spray Bottle
Transparent White



500ml CN Spray Bottle
Random Color



Funnel
3" | 5" | 8"



Plastic | Syphon Pump
Small | Large



S/Steel Handle Holder
4 Hooks x 3 Holders



Handle Holder
5 Hooks, 4 Holder



Handle Holder
6 Hooks, 5 Holders



Tools Belt
Adjustable Belt

Buckets & Carts



Side Press Wringer

260(W) x 240(D) x 378(H)mm

Down Press Wringer

385(W) x 249(D) x 510(H)mm



Down Press Bucket 20L

270(W) x 395(D) x 680(H)mm

Down Press Wringer Bucket 22L

312(W) x 396(D) x 750(H)mm



Down Press Bucket 32L

65(W) x 40(D) x 87(H)mm

Side Press Wringer Bucket 32 Litre

65(W) x 40(D) x 87(H)mm



Plastic Double Mop Bucket 46L

895(L) x 415(D) x 800(H)mm

Metal Double Mop Bucket 46L

920(L) x 410(W) x 760(H)mm

Buckets & Carts



**Double Mop Bucket
Plastic Frame - Heavy Duty**

790(L) x 450(W) x 830(H)mm



**Double Mop Bucket
Plastic Frame - Europe**

790(L) x 440(W) x 910(H)mm



**Single Mop Bucket c/w
Extra Bucket - 32L**

875(L) x 425(W) x 975(H)mm



R36 Full Cover Janitor Cart w Double Bucket (Black)

1300(L) x 550(W) x 1350(H)



R37 Full Cover Janitor Cart w Double Bucket (Grey)

1312(L) x 648(W) x 1310(H)

Buckets & Carts



Janitor Cart c/w Cover & Storage Box

1180(L) x 515(W) x 960(H)mm



Janitor Cart Grey & Black c/w Canvass Bag

1140(L) x 420(W) x 970(H)mm



R31 Black Janitor Cart c/w Cabinet

1300(L) x 550(W) x 1000(H)mm



R32 Janitor Cart c/w Mp Bag

1300(L) x 550(W) x 1000(H)mm



R33 Janitor Cart c/w Cabinet + Mp Bag

1300(L) x 550(W) x 1000(H)mm



R34 Janitor Cart w Double Bucket + Mp Bag

1300(L) x 550(W) x 1000(H)mm



R35 Janitor Cart w Double Bucket + Cabinet + Mp Bag

1300(L) x 550(W) x 1000(H)mm



Janitor Cart c/w Double Bucket

1300(L) x 550(W) x 1000(H)mm



Multipurpose Cart c/w Bucket

1300(L) x 550(W) x 1000(H)mm

Buckets & Carts



R38 Full Cover & Security Janitor Cart c/w Double Bucket (Europe)

1420(L) x 600(W) x 1065(H)



R39 Multi-Function Janitor Cart c/w Flip Mop Bucket (Grey)

1300(L) x 550(W) x 1350(H)



Maid Trolley w/o Door

1540(L) x 540(W) x 1285(H)mm



Maid Trolley c/w Door

1540(L) x 540(W) x 1285(H)mm

Buckets & Carts



3 Tier Utilities Cart

1020(L) x 500(W) x 960(H)mm



c/w Bucket

1300(L) x 500(W) x 960(H)mm



Collection Tray

450(L) x 395(W) x 135(H)mm



3 Tier Utilities Cart c/w Buckets (Black Body)

1395(L) x 525(W) x 940(H)mm



* 3 Side Cover

3 Tier Utilities Cart c/w Buckets (Black Body)

1395(L) x 525(W) x 940(H)mm



Restaurant Cart c/w Buckets

850(L) x 430(W) x 960(H)mm

* 512



Fiberglass Laundry Trolley

980(L) x 680(W) x 840(H)mm

* 513



Fiberglass Laundry Trolley

1150(L) x 810(W) x 795(H)mm

* 514



Fiberglass Laundry Trolley

960(L) x 740(W) x 780(H)mm

Buckets & Carts



X - Cart

450(L) x 315(W) x 150(H)mm



Tools Container

358(L) x 335(W) x 170(H)mm



Cutlery Tray

520(L) x 305(W) x 103(H)mm



Janitor Cart Bucket

10L




Window Bucket

510(L) x 220(W) x 540(H)mm



Dual Bucket

455(L) x 330(W) x 280(H)mm



Canvass Bag Yellow

70(H)cm | With, w/o Pocket



Canvass Bag Black

70(H)cm | With, w/o Pocket



7 Pockets Mp Bag

250(L) x 350(W) x 810(H)cm

Housekeeping Trolley



Stainless Steel X-2 Trolley

630(L) x 600(W) x 1030(H)mm



Stainless Steel Dirty Linen Trolley

840(L) x 460(W) x 840(H)mm



Stainless Steel Service Linen Trolley

1200(L) x 650(W) x 970(H)mm



Stainless Steel Double Linen Trolley

900(L) x 650(W) x 820(H)mm



Linen Trolley CSL-501

1310(L) x 630(D) x 1260(H)mm



Stainless Steel Round Linen Trolley

600(D) x 810(H)mm



Single Side Service Trolley

860(L) x 460(W) x 1055(H)mm



Stainless Steel Maid Trolley

1360(L) x 445(W) x 1070(H)mm



Stainless Steel Maid Trolley

1366(L) x 446(W) x 1092(H)mm

Housekeeping Trolley



Powder Coated Maid Trolley c/w Door

1400(L) x 460(W) x 1200(H)mm



Powder Coated Maid Trolley c/w Door + Bag

1400(L) x 500(W) x 1230(H)mm



Stainless Steel Luggage Stand

590(L) x 600(W) x 780(H)mm



Stainless Steel Luggage Birdcage

1050(L) x 610(W) x 1860(H)mm



Stainless Steel Gold Luggage Birdcage

1060(L) x 610(W) x 1880(H)mm



Stainless Steel Luggage Trolley 660E

1150(L) x 600(W) x 1870(H)mm



Stainless Steel Table Baggage Trolley

1250(L) x 730(W) x 1450(H)mm



Stainless Steel Luggage Hand Trolley

750(L) x 505(W) x 1200(H)mm



Stainless Steel Chair Trolley

540(L) x 380(W) x 1070(H)mm

PVC Platform Trolley



Heavy Duty PVC Hand Trolley

150KG - 725(L) x 475(W) x 830(H)mm
 300KG - 900(L) x 595(W) x 875(H)mm

500KG - 1110(L) x 695(W) x 875(H)mm



PVC 2 Shelf 1 Handle Trolley

150KG - 710(L) x 455(W) x 930(H)mm
 300KG - 914(L) x 609(W) x 960(H)mm



PVC 2 Shelf 2 Handle Trolley

150KG - 710(L) x 455(W) x 930(H)mm
 300KG - 914(L) x 609(W) x 960(H)mm



PVC 3 Shelf 1 Handle Trolley

150KG - 710(L) x 455(W) x 950(H)mm
 300KG - 914(L) x 609(W) x 980(H)mm



PVC 3 Shelf 2 Handle Trolley

150KG - 710(L) x 455(W) x 950(H)mm
 300KG - 914(L) x 609(W) x 980(H)mm

Metal Platform Trolley



Metal Hand Trolley

200KG - 740(L) x 480(W) x 845(H)mm
 300KG - 890(L) x 590(W) x 840(H)mm



Metal Hand Trolley w Stopper

150KG - 740(L) x 480(W) x 895(H)mm
 300KG - 910(L) x 610(W) x 900(H)mm



Metal 2 Shelf 1 Handle Trolley

200KG - 740(L) x 480(W) x 895(H)mm
 300KG - 890(L) x 590(W) x 945(H)mm



Metal 2 Shelf 2 Handle Trolley

200KG - 740(L) x 480(W) x 895(H)mm
 300KG - 890(L) x 590(W) x 945(H)mm



Metal 3 Shelf 1 Handle Trolley

200KG - 740(L) x 480(W) x 905(H)mm
 300KG - 890(L) x 590(W) x 965(H)mm



Metal 3 Shelf 2 Handle Trolley

200KG - 740(L) x 480(W) x 905(H)mm
 300KG - 890(L) x 590(W) x 965(H)mm

Trolley



Metal Trolley without Handle

200KG - 740(L) x 480(W) x 145(H)mm
 300KG - 890(L) x 590(W) x 180(H)mm



PVC Solid Laundry Trolley

1000(L) x 800(W) x 785(H)mm



Metal Full Iron Net Trolley

200KG - 740(L) x 480(W) x 850(H)mm
 300KG - 890(L) x 590(W) x 920(H)mm



Metal 2 Shelf Trolley with Cage

300KG - 890(L) x 590(W) x 945(H)mm



Ladder Trolley c/w Stopper LT3

3 Steps - 1070(L) x 560(W) x 1025(H)mm
Loading Capacity
 Top : 80kg | Bottom : 220kg



Ladder Trolley c/w Stopper LT5

5 Steps - 1070(L) x 560(W) x 1578(H)mm
Loading Capacity
 Top : 60kg | Bottom : 240kg

S/Steel Platform Trolley



Komada Stainless Steel Platform Trolley

350KG - 870(L) x 575(W) x 855(H)mm



Stainless Steel Hand Trolley

200KG - 800(L) x 525(W) x 250(H)mm



S/S 2 Tiers Restaurant Trolley

950(L) x 500(W) x 900(H)mm



S/S 3 Tiers Restaurant Trolley

950(L) x 500(W) x 900(H)mm



S/S 2 Tiers Trolley TT2-1107

800(L) x 500(W) x 860(H)mm



S/S 3 Tiers Trolley TT3-1108

800(L) x 500(W) x 860(H)mm

Queue Up Stand



Stainless Steel

Weight : 6.5kg±
Belt Color : Red, Black

Black Coated

Weight : 6.9kg±
Belt Color : Red, Black

Gold Coated

Weight : 6.6kg±
Belt Color : Red, Black

Round Head Velvet Rope Q-Up Stand

Pole : 50(D)mm | Base : 320(D)mm | Height : 1030(H)mm



Stainless Steel

Weight : 6.6kg±
Belt Color : Red, Blue, Yellow, Orange, Green, Black, White, Purple

Black Coated

Weight : 7.2kg±
Belt Color : Red, Blue, Yellow, Orange, Black


Gold Coated

Weight : 6.7kg±
Belt Color : Red, Black

Q-Up Stand c/w Retractable Belt

* Belt Printing Available *

Pole : 63.5(D)mm | Base : 320(D)mm | Height : 910(H)mm



Stainless Steel

Weight : 6.9kg±
Belt Color : Red, Black

Black Coated

Weight : 7.3kg±
Belt Color : Red, Black

Gold Coated

Weight : 6.7kg±
Belt Color : Red, Black

Stackable Q-Up Stand c/w Retractable Belt

* Belt Printing Available *

Pole : 63.5(D)mm | Base : 360(D)mm | Height : 910(H)mm



Queue Up Stand Accessories



Vertical Slip in Frame (A4 | A3)

S/Steel | Black Coated | Gold Coated



Horizontal Slip in Frame (A4 | A3)

S/Steel | Black Coated | Gold Coated



5ft Velvet Rope

Black | Red | Blue



5ft Twist Rope

Red | Gold | Black | Blue



Hook Hanger

Wall Mounted



Wall Mounted S/Steel Retractable Belt 2M

Red | Blue

Display Stand



Stainless Steel

A4 Weight : 7kg±
A3 Weight : 7.45kg±

Black Coated

A4 Weight : 7.7kg±
A3 Weight : 8.2kg±

Gold Coated

A4 Weight : 7kg±
A3 Weight : 7.45kg±

Vertical Display Stand (A4 | A3)

Pole : 50(D)mm | Base : 320(D)mm | Height : A4 - 1240(H)mm A3 - 1335(H)mm



Stainless Steel

A4 Weight : 7kg±
A3 Weight : 7.45kg±

Black Coated

A4 Weight : 7.7kg±
A3 Weight : 8.2kg±

Gold Coated

A4 Weight : 7kg±
A3 Weight : 7.45kg±

Horizontal Display Stand (A4 | A3)

Pole : 50(D)mm | Base : 320(D)mm | Height : A4 - 1160(H)mm A3 - 1215(H)mm



A1 Signboard Stand (Single | Double)

630(W) x 1110(H)mm



Stainless Steel A3 Display Stand - 360°

975(Min) - 1290(Max)mm

Mobile Garbage Bin



Mobile Garbage Bin

- 80L : 465(W) x 550(D) x 700(H)mm
- 100L : 470(W) x 535(D) x 800(H)mm
- 120L : 460(W) x 550(D) x 940(H)mm
- 240L : 590(W) x 730(D) x 990(H)mm
- 360L : 730(W) x 850(D) x 1140(H)mm



Mobile Garbage Trolley Bin

- 400L : 815(W) x 1250(D) x 915(H)mm



Mobile Garbage Bin

- 660L : 1340(W) x 805(D) x 1260(H)mm
- 1100L : 1340(W) x 1030(D) x 1340(H)mm

Mobile Garbage Bin



Mobile Garbage Bin - 2 Wheel

120L : 460(W) x 550(D) x 940(H)mm

240L : 590(W) x 730(D) x 990(H)mm

360L : 730(W) x 850(D) x 1140(H)mm

Blue, Brown, Orange, Yellow, Grey, Red, Purple & Black

Blue, Brown, Orange, Yellow, Grey, Red, Purple & Black

Blue, Brown & Orange



Mobile Garbage Bin - 4 Wheel

660L : 1340(W) x 805(D) x 1260(H)mm

Color : Blue, Brown, Orange, Yellow, Grey, Red, Purple & Black

Mobile Garbage Bin



Mobile Garbage Bin c/w Turbo Lid - 2 Wheel

120L : 460(W) x 550(D) x 965(H)mm

240L : 590(W) x 730(D) x 1120(H)mm

Color : Blue, Brown, Orange, Yellow, Grey, Red, Purple & Black



Mobile Garbage Bin c/w Turbo Lid

120L : 460(W) x 550(D) x 965(H)mm

240L : 590(W) x 730(D) x 1120(H)mm



Mobile Garbage Bin

1100L : 1340(W) x 1030(D) x 1340(H)mm

Mobile Garbage Bin



Mobile Garbage Bin c/w Foot Pedal - 4 Wheel

660L : 1340(W) x 805(D) x 1260(H)mm

Color : Blue, Brown, Orange, Yellow, Grey, Red, Purple & Black



Mobile Garbage Bin c/w Foot Pedal

660L : 1340(W) x 805(D) x 1260(H)mm



Mobile Garbage Bin c/w Foot Pedal

120L : 475(W) x 555(D) x 970(H)mm

240L : 575(W) x 710(D) x 1090(H)mm

Color : Green, Grey, Blue, Brown & Orange

* Available in Recycle (3 colors) Set w Sticker *

Mobile Garbage Bin



Recycle Mobile Garbage Bin 2-in-1

120L : 460(W) x 550(D) x 940(H)mm
 240L : 590(W) x 730(D) x 990(H)mm
 660L : 1340(W) x 805(D) x 1260(H)mm
 Color : Green & Grey



Recycle Mobile Garbage Bin 2-in-1 c/w Turbo Lid

120L : 460(W) x 550(D) x 965(H)mm
 240L : 590(W) x 730(D) x 1120(H)mm



Recycle Mobile Garbage Bin 2-in-1 c/w Foot Pedal

660L : 1340(W) x 805(D) x 1260(H)mm

Mobile Garbage Bin



Recycle Mobile Garbage Bin 3-in-1

120L : 460(W) x 550(D) x 940(H)mm
 240L : 590(W) x 730(D) x 990(H)mm

360L : 730(W) x 850(D) x 1140(H)mm
 Paper, Glass, Metal & Plastic



Recycle Mobile Garbage Bin 3-in-1 c/w Turbo Lid

120L : 460(W) x 550(D) x 965(H)mm
 240L : 590(W) x 730(D) x 1120(H)mm

Paper, Glass, Metal & Plastic



CM3 Recycle Mobile Garbage Bin 3-in-1

120L : 460(W) x 550(D) x 940(H)mm
 240L : 590(W) x 730(D) x 990(H)mm

360L : 730(W) x 850(D) x 1140(H)mm
 Paper, Glass, Metal & Plastic



CM3 Recycle Mobile Garbage Bin 3-in-1 c/w Turbo Lid

120L : 460(W) x 550(D) x 965(H)mm
 240L : 590(W) x 730(D) x 1120(H)mm

Paper, Glass, Metal & Plastic

Mobile Garbage Bin



Recycle Mobile Garbage Bin 3-in-1

660L : 1340(W) x 805(D) x 1260(H)mm

Color : Blue, Brown & Orange

Sticker : Paper, Glass, Metal & Plastic



Recycle Mobile Garbage Bin 3-in-1 c/w Foot pedal

660L : 1340(W) x 805(D) x 1260(H)mm

Color : Blue, Brown & Orange

Sticker : Paper, Glass, Metal & Plastic



CM3 Recycle Mobile Garbage Bin 3-in-1

660L : 1340(W) x 805(D) x 1260(H)mm

Color : Blue, Brown & Orange

Sticker : Paper, Glass, Metal & Plastic



CM3 Recycle Mobile Garbage Bin 3-in-1 c/w Foot Pedal

660L : 1340(W) x 805(D) x 1260(H)mm

Color : Blue, Brown & Orange

Sticker : Paper, Glass, Metal & Plastic

Mobile Garbage Bin



Recycle Mobile Garbage Bin 4-in-1

120L : 460(W) x 550(D) x 940(H)mm
 240L : 590(W) x 730(D) x 990(H)mm

Color : Blue, Brown, Grey & Red
 Sticker : Paper, Glass, Metal & Plastic



Recycle Mobile Garbage Bin 4-in-1 c/w Turbo Lid

120L : 460(W) x 550(D) x 965(H)mm
 240L : 590(W) x 730(D) x 1120(H)mm

Color : Blue, Brown, Grey & Red
 Sticker : Paper, Glass, Metal & Plastic



Recycle Mobile Garbage Bin 4-in-1

660L : 1340(W) x 805(D) x 1260(H)mm
 Color : Blue, Brown, Grey & Red
 Sticker : Paper, Glass, Metal & Plastic



Recycle Mobile Garbage Bin 4-in-1 c/w Foot Pedal

660L : 1340(W) x 805(D) x 1260(H)mm
 Color : Blue, Brown, Grey & Red
 Sticker : Paper, Glass, Metal & Plastic

Metal Leach Bin



PE Leach Bin c/w Metal Frame

1100L : 2010(W) Front Handle x 1350(D) x 1150(H)mm

Color : Blue & Green

* Width Without Front Handle is 1570mm



Metal Leach Bin 660L c/w Cover

1990(W) Front Handle x 600(D) x 880(H)mm

* Width Without Front & Side Handle is 1600mm



Metal Leach Bin 1100L

2000(W) Front Handle x 1320(D) x 1170(H)mm

* Width Without Front & Side Handle is 1390mm



Metal Leach Bin 1500L c/w Cover

2000(W) Front Handle x 1360(D) x 1225(H)mm

* Width Without Front & Side Handle is 1600mm

* Height Without Cover is 1150mm

Metal Leach Bin 1500L

2000(W) Front Handle x 1360(D) x 1150(H)mm

* Width Without Front & Side Handle is 1600mm

Mobile Garbage Bin



Galvanized Zinc Plated Mgb c/w Cover

120L : 480(W) x 530(D) x 940(H)mm



Galvanized Zinc Plated Mgb c/w Cover

240L : 580(W) x 730(D) x 1040(H)mm



Galvanized Zinc Plated Mgb c/w Cover

660L : 1460(W) x 820(D) x 1180(H)mm



Galvanized Zinc Plated Mgb w/o Cover

660L : 1460(W) x 820(D) x 1130(H)mm



Galvanized Zinc Plated Mgb c/w Cover

900L : 1460(W) x 1000(D) x 1180(H)mm



Galvanized Zinc Plated Mgb w/o Cover

1100L : 1460(W) x 1220(D) x 1120(H)mm

Sundry Bin



Dustbin w Handle 12gal

425 Dia x 510(H)mm



Sunny Bin 65L

460 Dia x 630(H)mm



Sunny Bin 80L

460 Dia x 810(H)mm



PE Sunny Bin 80L

510 Dia x 720(H)mm

PE Sunny Bin 120L

615 Dia x 720(H)mm



PE Sunny Bin c/w Dome Top 80L

510 Dia x 950(H)mm



Multipurpose Container c/w Dolly

120L : 565 Dia x 820(H)mm

* Left to right handle 620(L)mm

Room Bin

Stainless Steel Outer | Powder Coated Outer



Double Layer Room Bin 10L

230(D) x 265(H)mm



Rectangular Room Bin 14L

275(W) x 200(D) x 310(H)mm
Color : Grey, Black & Beige



Rectangular Room Bin

260(W) x 175(D) x 265(H)
Color : Dark Grey



Waste Bin V730

275(D) x 285(H)mm



Round Metal Wire Paper Bin

S/8L : 235(D) x 270(H)mm
M/12L : 260(D) x 285(H)mm
L/17L : 293(D) x 340(H)mm



Square Metal Wire Paper Bin

S/12L : 218(D) x 270(H)mm
L/17L : 260(D) x 300(H)mm



Room Bin 13L

280(D) x 300(H), Base 185(D)



Octa Bin

5L : 200(D) x 245(H), Base 140(D)
8L : 220(D) x 300(H), Base 160(D)



Okrugli Bin 9L

265(D) x 270(H), Base 160(D)

Pedal & Room Bin



TT Pedal Bin

30L : 410(W) x 390(D) x 425(H)mm
 45L : 415(W) x 400(D) x 600(H)mm
 68L : 480(W) x 430(D) x 655(H)mm
 87L : 485(W) x 420(D) x 830(H)mm
 Color : Grey, Yellow, Blue, Red & Green



Plastic Round Pedal Bin

10L : 270(W) x 340(D) x 323(H)mm

18L Plastic Round Pedal Bin

Plastic Rod : 355(W) x 395(D) 420(H)mm
 Metal Rod : 315(W) x 393(D) 400(H)mm



Plastic Rectangular Pedal Bin

12L : 230(W) x 295(D) x 375(H)mm
 15L : 230(W) x 295(D) x 450(H)mm
 30L : 290(W) x 360(D) x 530(H)mm
 40L : 290(W) x 360(D) x 705(H)mm

Plastic Round Pedal Bin

15L : 300(D) x 315(H)mm
 30L : 330(D) x 400(H)mm
 45L : 415(D) x 540(H)mm
 Color : Green, Blue, Yellow & Red

Recycle Pedal Bin



30L



45L



68L



87L

Recycle TT Pedal Bin c/w Sticker

30L : 410(W) x 390(D) x 425(H)mm

45L : 415(W) x 400(D) x 600(H)mm

68L : 480(W) x 430(D) x 655(H)mm

87L : 485(W) x 420(D) x 830(H)mm

- Kertas / Paper
- Kaca / Glass
- Tin / Can
- Plastik / Plastic
- General Waste

* Sticker on the front only

Recycle TT Pedal Bin



CM3A



CM3B



CM4



CM4W



CM5W

Recycle TT Pedal Bin

30L : 410(W) x 390(D) x 425(H)mm

45L : 415(W) x 400(D) x 600(H)mm

68L : 480(W) x 430(D) x 655(H)mm

87L : 485(W) x 420(D) x 830(H)mm

-  Kertas / Paper
-  Kaca / Glass
-  Tin / Can
-  Plastik / Plastic
-  General Waste

* Sticker on the front only

Step On / Pedal Bin



Stainless Steel Pedal Bin (Round)

- 5L : 205(D) x 285(H)mm
- 8L : 225(D) x 335(H)mm
- 12L : 248(D) x 395(H)mm
- 20L : 290(D) x 460(H)mm
- 30L : 290(D) x 650(H)mm

* Soft Close



Stainless Steel Pedal Bin (Square)

- 20L : 320(W) x 315(D) x 480(H)mm
- 30L : 320(W) x 315(D) x 700(H)mm



Drehen Bin

- 23L : 340(W) x 240(D) x 445(H)mm
- 42L : 395(W) x 280(D) x 600(H)mm
- 58L : 460(W) x 330(D) x 735(H)mm



Ritmu Bin (Flapsheet)

- 40L : 410(W) x 300(D) x 560(H)mm
- Random Color

Biomedical Bin



Biohazard Mobile Garbage Bin

w/o Foot Pedal

- 120L : 460(W) x 550(D) x 940(H)mm
- 240L : 590(W) x 730(D) x 990(H)mm
- 660L : 1340(W) x 805(D) x 1260(H)mm
- 1100L : 1340(W) x 1030(D) x 1340(H)mm

w/ Foot Pedal

- 475(W) x 555(D) x 970(H)mm
- 575(W) x 710(D) x 1090(H)mm
- 1340(W) x 805(D) x 1260(H)mm



Clinical Waste Pedal Bin (Rectangular)

- 12L : 230(W) x 295(D) x 375(H)mm
- 15L : 230(W) x 295(D) x 450(H)mm
- 30L : 290(W) x 360(D) x 530(H)mm
- 40L : 290(W) x 360(D) x 705(H)mm

Clinical Waste Pedal Bin (Round)

- 10L : 280(W) x 325(D) x 350(H)mm
- 18L : 340(W) x 390(D) x 430(H)mm



Biohazard TT Pedal Bin

- 30L : 410(W) x 390(D) x 425(H)mm
- 45L : 415(W) x 400(D) x 600(H)mm
- 68L : 480(W) x 430(D) x 655(H)mm
- 87L : 485(W) x 420(D) x 830(H)mm

Sharp Bin

- 2.5L : 175(D) x 185(H)mm
- 5L : 230(D) x 230(H)mm
- 10L : 270(D) x 290(H)mm
- 20L : 320(D) x 380(H)mm

Trocar Sharp Bin

- 2.4L : 90(D) x 510(H)mm

Biomedical Bin Bag



Biohazard Bag



Biohazard Zipper Bag
(Each bag have a file pocket)



Autoclave Waste Bag



Cytotoxic Waste Bag

Type	SKU	Dimension	Thickness	Colour	Standard Packaging	Remarks
Biohazard Garbage Bag	BHB 001	330mm X 250mm	± 0.055mm	Yellow with Biohazard Logo	1 bundle (40pkt X ±100pcs)	*2.5L Sharp Bin
	BHB 002	400mm X 500mm	± 0.055mm		1 bundle (20pkt X ±100pcs)	*5L Sharp Bin
	BHB 003	470mm X 470mm	± 0.055mm		1 bundle (10pkt X ±100pcs)	*10L Sharp Bin & 10L & 12L Clinical Waste Pedal Bin
	BHB 004	660mm X 550mm	± 0.055mm		1 bundle (20pkt X ±50pcs)	*20L Sharp Bin, 15L Clinical Waste Pedal Bin & 18L Clinical Waste Pedal Bin
	BHB 005	700mm X 700mm	± 0.055mm		1 bundle (10pkt X ±50pcs)	*30L Clinical Waste Pedal Bin, 30L & 45L Biohazard [TT] Step On / Pedal Bin
	BHB 006	660mm X 980mm	± 0.055mm		1 bundle (10pkt X ±50pcs)	*40L Clinical Waste Pedal Bin
	BHB 007	800mm X 900mm	± 0.055mm		1 bundle (10pkt X ±50pcs)	*68L & 87L Biohazard [TT] Step On / Pedal Bin
	BHB008	36" x 48"	± 0.055mm		1 bundle (5pkt X ±50pcs)	*120L Biohazard Mobile Garbage Bin 2-Wheel, 120L Biohazard Mobile Garbage Bin 2-Wheel C/W Foot Pedal
	BHB009	50" x 52"	± 0.055mm		1 bundle (2pkt X ±100pcs)	*240L Biohazard Mobile Garbage Bin 2-Wheel, 240L Biohazard Mobile Garbage Bin 2-Wheel C/W Foot Pedal
Cytotoxic Waste Bag	BHB CW1	660mm x 550mm	± 0.055mm	Purple with Cytotoxic Logo	1 bundle (10pkt X ±50pcs)	
	BHB CW2	660mm x 980mm	± 0.055mm		1 bundle (10pkt X ±50pcs)	
Autoclave Waste Bag	BHBAW1	600mm x 500mm	± 0.055mm	Transparent Blue with Biohazard Logo	1 bundle (10pkt X ±100pcs)	
Biohazard Zipper Bag	BHB ZB1	6" x 6"	± 0.055mm	Transparent with Biohazard Logo	1 bundle (50pkt X ±100pcs)	Each bag have a file pocket

*The capacity of biomedical bins in the remarks are for reference only. However, this is the result of we tested all these bags to fit our biomedical bins.

Stainless Steel Bin



SS102



SS102-B



SS102-OT



SS102-OTB

**Stainless Steel Bin | Powder Coated Bin
Rectangular c/w Flip Top**

380(W) x 230(D) x 750(H)mm

**Stainless Steel Bin | Powder Coated Bin
Rectangular c/w Open Top**

380(W) x 230(D) x 750(H)mm



SS106



SS106-B



SS107



SS107-B

**Stainless Steel Bin | Powder Coated Bin
Round c/w Flip Top**

380(D) x 760(H)mm

**Stainless Steel Bin | Powder Coated Bin
Round c/w Open Top**

380(D) x 760(H)mm



SS107-OA



SS107-OAB



SS107-AT



SS107-FT

**Stainless Steel Bin | Powder Coated Bin
Round c/w Ashtray Top**

380(D) x 760(H)mm

**Stainless Steel Bin | Powder Coated Bin
Round c/w Ashtray/Flat Top**

380(D) x 760(H)mm



SS108-G



SS108



SS108



SS109

**Gold Dyed Bin | Powder Coated Bin
Round c/w Ashtray Top**

250(D) x 610(H)mm

**Stainless Steel Bin
Round c/w Ashtray Top**

250(D) x 610(H)mm | 250(D) x 760(H)mm

Stainless Steel Bin



S/Steel Bin Square c/w Ashtray Top

SS 118 : 240(D) x 610(H)mm
 SS 119 : 240(D) x 760(H)mm

S/Steel Bin Rectangular c/w Ashtray Top

SS 128 : 300(W) x 240(D) x 610(H)mm
 SS 129 : 300(W) x 240(D) x 760(H)mm



S/Steel Bin Round c/w Open Top

SS 112 : 250(D) x 600(H)mm
 SS 112-H : 250(D) x 760(H)mm

S/Steel Bin Round c/w Flip Top

SS 126 : 300(D) x 610(H)mm
 SS 126-H : 300(D) x 760(H)mm



S/Steel Bin Semi Round c/w Open Top

SS 103 : 457(W) x 227(D) x 760(H)mm
 SS 104 : 457(W) x 227(D) x 760(H)mm

S/Steel Bin Semi Round c/w Ashtray Top

SS 105 : 457(W) x 227(D) x 760(H)mm
 SS 105-AT : 457(W) x 227(D) x 760(H)mm



S/Steel Bin Rectangular c/w Flat Top

SS 111 : 400(W) x 300(D) x 760(H)mm
 SS 111-AT : 400(W) x 300(D) x 760(H)mm

S/Steel Bin Rectangular c/w Open Top

SS 111-OT : 400(W) x 300(D) x 760(H)mm
 SS 111-OA : 400(W) x 300(D) x 760(H)mm

Stainless Steel Bin



SS110



SS110-B



SS110-L



SS110-LB

Stainless Steel Bin | Powder Coated Bin Square c/w Flip Top

SS 110 | 110-B : 260(D) x 760(H)mm

Stainless Steel Bin | Powder Coated Bin Square c/w Open Top

SS 110-L | 110-LB : 380(D) x 760(H)mm



SS116



SS116-B



SS117



SS117-B

Stainless Steel Bin | Powder Coated Bin Round (XL) c/w Flip Top

SS 116 | 116-B : 480(D) x 760(H)mm

Stainless Steel Bin | Powder Coated Bin Round (XL) c/w Open Top

SS 117 | 117-B : 480(D) x 760(H)mm



SS411



SS411-AT



SS412



SS413

Stainless Steel Bin + Silkscreen Bin Diamond c/w Open Top & Ashtray Top

SS 411 : 310(W) x 260(D) x 650(H)mm

SS 411-AT : 310(W) x 260(D) x 650(H)mm

Stainless Steel Bin + Silkscreen Bin Rectangular c/w Flip Top & Ashtray Top

SS 412 : 380(W) x 230(D) x 750(H)mm

SS 413 : 265(D) x 760(H)mm



SS401



SS402



SS403



SS404

Black Bullet Bin | Black Menara Bin c/w Open Top

SS 401 : 350(D) x 780(H)mm

SS 402 : 300(D) x 760(H)mm

S/Steel Gelongsor Bin | SSPC Hotel Bin c/w Open Top c/w Ashtray Top

SS 403 : 380(D) x 800(H)mm

SS 404 : 300(W) x 320(D) x 810(H)mm

Stainless Steel Bin (2in1)



SS110(2IN1)



SS110-B(2IN1)

**Stainless Steel Recycle Bin Square
c/w Open Top**

260(D) x 760(H)mm

**Powder Coated Recycle Bin Square
c/w Open Top**

260(D) x 760(H)mm



SS110-L(2IN1)



SS110-LB(2IN1)

**Stainless Steel Recycle Bin Square
c/w Open Top**

380(D) x 760(H)mm

**Powder Coated Recycle Bin Square
c/w Open Top**

380(D) x 760(H)mm

SS103



SS126-H



SS111-OT



**S/Steel Recycle Bin Semi
Round c/w Open Top**

457(W) x 227(D) x 760(H)

**S/Steel Recycle Bin
Round c/w Flip Top**

300(D) x 760(H)mm

**S/Steel Recycle Bin
Rectangular c/w Open Top**

400(W) x 300(D) x 760(H)mm

Stainless Steel Bin

SS102 CE2

SS102-OT CE2



SS102 (BLK) CE2

SS102-OTB CE2



**Stainless Steel Recycle Bin Rectangular
c/w Flip Top | Open Top (2-in-1)**

380(W) x 230(D) x 750(H)mm

**Powder Coated Recycle Bin Rectangular
c/w Flip Top | Open Top (2-in-1)**

380(W) x 230(D) x 750(H)mm

SS102 (2IN1)

SS102-OT (2IN1)



SS102 (BLK) (2IN1)

SS102-OTB (2IN1)



**Stainless Steel Recycle Bin Rectangular
c/w Flip Top | Open Top (2-in-1)**

380(W) x 230(D) x 750(H)mm

**Powder Coated Recycle Bin Rectangular
c/w Flip Top | Open Top (2-in-1)**

380(W) x 230(D) x 750(H)mm

SS107 (2IN1)

SS106 (2IN1)



SS107-B (2IN1)

SS106-B (2IN1)



**Stainless Steel Recycle Bin Rectangular
c/w Flip Top | Open Top (2-in-1)**

380(D) x 760(H)mm

**Powder Coated Recycle Bin Rectangular
c/w Flip Top | Open Top (2-in-1)**

380(D) x 760(H)mm

Stainless Steel Bin

SS102



SS102 CM3



SS102 CM3



Stainless Steel Recycle Bin Rectangular c/w Flip Top (3-in-1)

380(W) x 230(D) x 750(H)mm

SS102-OT



SS102-OT CE3



SS102-OT CM3



Stainless Steel Recycle Bin Rectangular c/w Open Top (3-in-1)

380(W) x 230(D) x 750(H)mm

SS102 (BLK)



SS102 (BLK) CE3



SS102 (BLK) CM3



Powder Coated Recycle Bin Rectangular c/w Flip Top (3-in-1)

380(W) x 230(D) x 750(H)mm

Stainless Steel Bin

SS102-OTB (3IN1)



SS102-OTB CM3



SS102-OTB CE3



Powder Coated Recycle Bin Rectangular c/w Open Top (3-in-1)

380(W) x 230(D) x 750(H)mm

SS106 CE3



SS106 (3IN1)



SS106-B (3IN1)



S/Steel Recycle Bin Round c/w Flip Top (3-in-1)

380(D) x 760(H)mm

SS106-B (3IN1)



SS107 (3IN1)



SS107 CM3



Powder Coated Recycle Bin Round c/w Flip Top (3-in-1)

380(D) x 760(H)mm

Stainless Steel Bin

SS111 CM3



SS126-H (3IN1)



S/Steel Recycle Bin Rectangular c/w Flat Top (3-in-1)

SS111 CM3 : 400(W) x 300(D) x 760(H)mm

SS126-H (3IN1) : 300(D) x 760(H)mm

SS103 (3IN1)



SS103 CE3



S/Steel Recycle Bin Semi Round c/w Open Top (3-in-1)

457(W) x 227(D) x 760(H)mm

SS111-OT (3IN1)



SS111-OT CE3



S/Steel Recycle Bin Rectangular c/w Open Top (3-in-1)

400(W) x 300(D) x 760(H)mm

Stainless Steel Bin

SS110 (3IN1)



SS107-B CE3

SS107-B (3IN1)



Stainless Steel Recycle Bin Square c/w Open Top (3-in-1)

260(D) x 760(H)mm

Powder Coated Recycle Bin Round c/w Open Top (3-in-1)

380(D) x 760(H)mm

SS110-B (3IN1)



SS110-L (3IN1)

SS110-LB (3IN1)



Powder Coated Recycle Bin Square c/w Open Top (3-in-1)

260(D) x 760(H)mm

Stainless Steel | Powder Coated Recycle Bin Square c/w Open Top (3-in-1)

380(D) x 760(H)mm

SS104 CM3



SS110-L CM3

SS110-LB CM3



S/Steel Recycle Bin Semi Round c/w Flat Top (3-in-1)

457(W) x 227(D) x 760(H)mm

Stainless Steel | Powder Coated Recycle Bin Square c/w Open Top (3-in-1)

380(D) x 760(H)mm

Stainless Steel Bin

SS102 (4IN1)



SS102 CE4



SS102-OT (4IN1)



Stainless Steel Recycle Bin Rectangular c/w Flat Top (4-in-1)

380(W) x 230(D) x 750(H)mm

SS102-OT CE4



SS102 (BLK) 4IN1



SS102-OTB (4IN1)



S/Steel Recycle Bin Rectangular c/w Open Top (4-in-1)

380(W) x 230(D) x 750(H)mm

Powder Coated Recycle Bin Rectangular c/w Flip | Open Top (4-in-1)

380(W) x 230(D) x 750(H)mm

SS106 (4IN1)



SS102 (BLK) CE4



SS102-OTB CE4



S/Steel Recycle Bin Rectangular c/w Flip Top (4-in-1)

380(D) x 760(H)mm

Powder Coated Recycle Bin Rectangular c/w Flip | Open Top (4-in-1)

380(W) x 230(D) x 750(H)mm

Stainless Steel Bin

SS116-B (4IN1)



SS107 (4IN1)

SS107-B (4IN1)



Powder Coated Recycle Bin Round c/w Flip Top (4-in-1)

380(D) x 760(H)mm

Stainless Steel | Powder Coated Recycle Bin Round c/w Open Top (4-in-1)

380(D) x 760(H)mm

SS103 (4IN1)



SS110 (4IN1)

SS110-B (4IN1)



Stainless Steel Recycle Bin Square c/w Open Top (4-in-1)

457(W) x 227(D) x 760(H)mm

Stainless Steel | Powder Coated Recycle Bin Round c/w Open Top (4-in-1)

260(D) x 760(H)mm

SS111-OT (4IN1)



SS110-LB (4IN1)

SS110-L (4IN1)



Stainless Steel Recycle Bin Rectangular c/w Open Top (3-in-1)

400(W) x 300(D) x 760(H)mm

Stainless Steel | Powder Coated Recycle Bin Round c/w Open Top (3-in-1)

380(D) x 760(H)mm

Stainless Steel Recycle Bin



Stainless Steel Recycle Bin - Triangle (2IN1) (3IN1) (4IN1)

SS302-ELT : 800(W) x 400(D) x 800(H)mm

SS303-ELT : 1200(W) x 400(D) x 800(H)mm

SS304-ELT : 1600(W) x 400(D) x 800(H)mm



Stainless Steel Recycle Bin - Round (2IN1) (3IN1) (4IN1)

SS302-ERD : 760(W) x 380(D) x 800(H)mm

SS303-ERD : 1140(W) x 380(D) x 800(H)mm

SS304-ERD : 1520(W) x 380(D) x 800(H)mm



Stainless Steel Recycle Bin - Flat (2IN1) (3IN1) (4IN1)

SS302-EFT : 760(W) x 415(D) x 800(H)mm

SS303-EFT : 1140(W) x 415(D) x 800(H)mm

SS304-EFT : 1520(W) x 415(D) x 800(H)mm

Wood Grain Wrapped Bin



SS102-WG



SS102-OTWG



SS106-WG



SS107-WG

Wood Grain Wrapped Bin Rectangular c/w Flip Top & Open Top

380(W) x 230(D) x 750(H)mm



SS110-WG



SS110-LWG

Wood Grain Wrapped Bin Round c/w Flip Top & Open Top

380(D) x 760(H)mm



SS111-WG



SS104-WG

Wood Grain Wrapped Bin Square c/w Open Top

SS110-WG : 260(D) x 760(H)mm

SS110-LWG : 380(D) x 760(H)mm

Wood Grain Wrapped Bin Rectangular c/w Semi Round & Flat Top

SS111-WG : 400(W) x 300(D) x 760(H)mm

SS104-WG : 457(W) x 227(D) x 760(H)mm



SSW01



SSW02

Powder Coated + Wood Bin Round c/w Ashtray | Ashtray & 2 Holes

SSW01 : 400(D) x 775(H)mm

SSW02 : 400(D) x 930(H)mm



SSW41



SSW42

Powder Coated + Wood Bin Round c/w Ashtray 4 Holes | Dome Ashtray 4 Holes

SSW41 : 350(D) x 810(H)mm

SSW42 : 400(D) x 950(H)mm



SSW01-FT



SSW02-FT

Powder Coated + Wood Bin Round c/w Flat Top | Flat Top 2 Holes

SSW01-FT : 400(D) x 775(H)mm

SSW02-FT : 400(D) x 930(H)mm



SSW41-FT



SSW42-FT

Powder Coated + Wood Bin Round c/w Flat Top 4 Holes | Dome Top 4 Holes

SSW41-FT : 350(D) x 810(H)mm

SSW42-FT : 400(D) x 950(H)mm

Ashtray Stand



Powder Coated Ashtray Stand (Round)

AT 002 : 285(D) x 1080(H)mm
Ashtray 228(D)mm

Powder Coated Ashtray Stand (Round)

AT 003 : 400(D) x 1090(H)mm
Ashtray 360(D)mm



Powder Coated Ashtray Stand Square (Roof)

AT 041 : 300(D) x 1060(H)mm
Base 270(D)mm

Powder Coated Ashtray Stand Square (Awning)

AT 042 : 325(D) x 1115(H)mm
Body 170(D)mm



Stainless Steel Ashtray Stand (Round)

AT 001 : 220(D) x 720(H)mm

Alpine Ashtray Stand (Round)

AT 001 : 220(D) x 720(H)mm

Garbage Bag



HDPE Garbage Bag

Size & Packing :-

S	(47 x 54cm)	: 30pcs x 200pkts / bdl
M	(56 x 84cm)	: 30pcs x 120pkts / bdl
L	(74 x 90cm)	: 10pcs x 180pkts / bdl
XL	(32 x 40")	: 10pcs x 30pkts / bdl
XXL	(35 x 40")	: 10pcs x 30pkts / bdl
120L	(36 x 48")	: 15pcs x 15pkts / bdl
240L	(50 x 52")	: 10pcs x 20pkts / bdl
360L	(55 x 60")	: 8pcs x 15pkts / bdl
660L	(60 x 80")	: 10pcs x 5pkts / bdl
SANI	(19 x 29")	: 100pcs x 10pkts / bdl

Thickness :-

0.007 mm
0.01 mm
0.0115 mm
0.048 mm
0.053 mm
0.0176 mm
0.063 mm
0.03 mm
0.062 mm
0.08 mm
0.03 mm

Color :-



Singlet Bag & Plastic Roll



Plastic Singlet Bag

9 x 11"	: 70pcs x 350pkts / bdl	○ ●
12 x 12"	: 50pcs x 300pkts / bdl	○ ●
12 x 16"	: 50pcs x 120pkts / bdl	○ ●
15 x 15"	: 50pcs x 180pkts / bdl	○ ●
17 x 19"	: 40pcs x 120pkts / bdl	○ ●
18 x 22"	: 40pcs x 80pkts / bdl	○ ●
20 x 23"	: 40pcs x 80pkts / bdl	○ ●
22 x 24"	: 40pcs x 70pkts / bdl	○ ●
24 x 28"	: 40pcs x 50pkts / bdl	○ ●
26 x 33"	: 40pcs x 30pkts / bdl	○ ●



PP Singlet Bag

10 x 11"	: 250gm x 120pkts / bdl
10 x 14"	: 250gm x 120pkts / bdl
12 x 15"	: 250gm x 120pkts / bdl
13 x 16"	: 250gm x 120pkts / bdl
15 x 18"	: 250gm x 120pkts / bdl
18 x 20"	: 250gm x 120pkts / bdl



Perforated Roll Bag

5 x 8"	: 900g x 20 rolls / bdl
6 x 9"	: 900g x 20 rolls / bdl
7 x 10"	: 900g x 20 rolls / bdl
8 x 12"	: 900g x 20 rolls / bdl
9 x 14"	: 900g x 20 rolls / bdl
10 x 16"	: 900g x 20 rolls / bdl
12 x 18"	: 900g x 20 rolls / bdl
14 x 20"	: 900g x 20 rolls / bdl
10 x 16"	: 900g x 20 rolls / bdl
12 x 18"	: 900g x 20 rolls / bdl
14 x 20"	: 900g x 20 rolls / bdl

HM, HD, PP & PE Bag



HM Plastic (0.03mm±)

HM (Bag)

3 x 5	: 300g x 100pkts / bdl
4 x 6	: 300g x 100pkts / bdl
5 x 8	: 500g x 60pkts / bdl
6 x 9	: 500g x 60pkts / bdl
7 x 10	: 500g x 60pkts / bdl
8 x 12	: 500g x 60pkts / bdl
9 x 14	: 500g x 60pkts / bdl
10 x 16	: 500g x 60pkts / bdl
12 x 18	: 500g x 60pkts / bdl

HM (Sheet)


10 x 10	: 500g x 60pkts / bdl
12 x 12	: 500g x 60pkts / bdl
14 x 14	: 500g x 60pkts / bdl
16 x 16	: 500g x 60pkts / bdl
18 x 18	: 500g x 60pkts / bdl
20 x 20	: 1kg x 30pkts / bdl
22 x 22	: 1kg x 30pkts / bdl



HD Bag (0.05mm±)

5 x 8	: 1kg x 30pkts / bdl
6 x 9	: 1kg x 30pkts / bdl
7 x 10	: 1kg x 30pkts / bdl
8 x 12	: 1kg x 30pkts / bdl
9 x 14	: 1kg x 30pkts / bdl
10 x 16	: 1kg x 30pkts / bdl

12 x 18	: 1kg x 30pkts / bdl
14 x 20	: 1kg x 30pkts / bdl
16 x 26	: 1kg x 30pkts / bdl
18 x 28	: 1kg x 30pkts / bdl
20 x 30	: 1kg x 30pkts / bdl



PP & PE Bag

7 x 10	: 1kg x 30pkts / bdl
8 x 12	: 1kg x 30pkts / bdl
9 x 14	: 1kg x 30pkts / bdl
10 x 16	: 1kg x 30pkts / bdl
12 x 18	: 1kg x 30pkts / bdl

PP Bag	: 0.04mm 0.08mm
PE Bag	: 0.08mm

Vacuum Cleaner



TAG 298 15L Plastic Dry Vacuum

Voltage	: 240V
Power	: 1000W
Vacuum	: 1800mmH2O
Tank Capacities	: 15L
Airflow	: 48L/S
Noise Level	: 59dB(A)
Hose Diameter	: 36mm
Cable Length	: 7m
Dimension	: 345(D) x 550(H)mm



TAG 570 15L S/Steel Wet & Dry Vacuum

Voltage	: 240V
Power	: 1000W
Vacuum	: 1800mmH2O
Tank Capacities	: 15L
Airflow	: 48L/S
Hose Diameter	: 36mm
Cable Length	: 7.2m
Dimension	: 345(D) x 550(H)mm



TAG 575 30L S/Steel Wet & Dry Vacuum

Voltage	: 240V
Power	: 1200W
Vacuum	: 2000mmH2O
Tank Capacities	: 30L
Airflow	: 53L/S
Hose Diameter	: 40mm
Cable Length	: 7.2m
Dimension	: 345(D) x 760(H)mm

Vacuum Cleaner



TAG 580 70L S/Steel Wet & Dry Vacuum

Voltage	: 240V
Power	: 1000W x 2
Vacuum	: 2000mmH2O
Tank Capacities	: 70L
Airflow	: 106L/S
Hose Diameter	: 40mm
Cable Length	: 7.2m
Dimension	: 440(D) x 900(H)mm



TAG 585 80L S/Steel Wet & Dry Vacuum

Voltage	: 240V
Power	: 1000W x 3
Vacuum	: 2000mmH2O
Tank Capacities	: 80L
Airflow	: 120L/S
Hose Diameter	: 40mm
Cable Length	: 7.2m
Dimension	: 440(D) x 1000(H)mm



TAG 583 90L Plastic Wet & Dry Vacuum

Voltage	: 240V
Power	: 1000W x 2
Vacuum	: 2000mmH2O
Tank Capacities	: 90L
Airflow	: 106L/S
Hose Diameter	: 40mm
Cable Length	: 7.2m
Dimension	: 440(D) x 950(H)mm

Carpet Cleaner



TAG ST20 Carpet Steam Cleaner

Voltage	: 220-240V
Power	: 3262W
Vacuum	: 800W
Water Pump	: 34W/28W
Steam Heater	: 2400W
Solution Tank	: 10L
Recovery Tank	: 20L
Airflow	: 53L/S
Vacuum Suction	: 230mbar
Hose Diameter	: 40mm
Cable Length	: 8m
Weight	: 19.3kg
Dimension	: 335(D) x 720(H)mm



TAG CE30 Carpet Extractor Cleaner

Voltage	: 220-240V
Power	: 1034W
Vacuum	: 1000W
Water Pump	: 34W
Solution Tank	: 10L
Recovery Tank	: 30L
Airflow	: 53L/S
Vacuum Suction	: 230mbar
Mode of Cooling	: Circulation
Hose Diameter	: 40mm
Cable Length	: 7m
Weight	: 18.5kg
Dimension	: 335(D) x 830(H)mm



TAG CE80 Carpet Extractor Cleaner

Voltage	: 220-240V
Power	: 2110W
Vacuum	: 2000W
Water Pump	: 110W
Solution Tank	: 20L
Recovery Tank	: 80L
Airflow	: 106L/S
Vacuum Suction	: 250mbar
Mode of Cooling	: Circulation
Hose Diameter	: 40mm
Cable Length	: 8m
Weight	: 38kg
Dimension	: 440(D) x 1090(H)mm

Other Machine



TAG 534 Floor Blower w Handle

Voltage	: 240V
Power	: 850W
Speed Control	: 1) 1082rpm 2) 1200rpm 3) 1350rpm
Weight	: 16.6kg
Dimension	: 500(L) x 440(W) x 510(H)mm



TAG CE1610 / CE1610H Carpet Extractor

	1610	1610H (Hot Water)
Power	: 1290W	3290W
Vacuum	: 1000W	1000W
Water Pump	: 110W	110W
Roller Brush	: 180W	180W
Heater	: N/A	2000W
Suction Width	: 460mm	460mm
Roller Width	: 400mm	400mm
Solution Tank	: 20L	20L
Recovery Tank	: 18L	18L
Max Capacities	: 400m ² /h	400m ² /h
Cable Length	: 18m	12m
Weight	: 68kg	68kg
Dimension	: 1000(L) x 545(W) x 975(H)mm	



TAG ES450 Escalator Cleaner

Voltage	: 220-240V
Power	: 1180W
Roller Brush	: 180W
Roller RPM	: 230rpm
Dry Motor	: 1000W
Operating Width	: 450mm
Tank Capacity	: 20L
Cable Length	: 12m
Weight	: 40.2
Dimension	: 950(L) x 540(W) x 310(H)mm

Floor Care Machine



TAG 521 Low Speed Scrubber

Voltage	: 240V
Power	: 1200W
Brush RPM	: 154rpm
Working Width	: 17"
Cable Length	: 12m
Net Weight	: 48kg

c/w Standard Accessories

- Pad Holder
- Hard Brush
- Soft Brush
- Solution Tank



TAG 522 Low Speed Scrubber

Voltage	: 240V
Power	: 1200W
Brush RPM	: 175rpm
Working Width	: 17"
Cable Length	: 12m
Net Weight	: 48kg

c/w Standard Accessories

- Pad Holder
- Hard Brush
- Soft Brush
- Solution Tank



TAG 1500 Ultra High Speed Burnisher

Voltage	: 220V
Power	: 1800W
Brush RPM	: 1500rpm
Working Width	: 20"
Cable Length	: 12m
Net Weight	: 50kg

c/w Pad Lock

Floor Care Machine



TAG 18C Walk Behind Auto Scrubber

Voltage	: 220 - 230V
Max Capacities	: 1660m ² /h
Squeegee Width	: 755mm
Brush Width	: 455mm 18"
Brush Pressure	: 30kg
Brush RPM	: 148rpm
Brush Motor	: 750W
Suction Motor	: 1000W
Solution Tank	: 27.8L
Recovery Tank	: 31.3L
Cable Length	: 18m
Dimension	: 965(L) x 615(W) x 1020(H)mm
Net Weight	: 75.6kg



TAG Sapu 800 Battery Sweeper

Sweeping Width	: 1000mm
Max Capacities	: 4000m ² /h ±
Main Brush	: 400mm
Side Brush	: 400mm
Power Supply	: 12V (>80AH)
Working Time	: 4hours ±
Filtering Area	: 1.5m ²
Dustbin Capacity	: 22L
Water Tank	: 12L
Dimension	: 1010(L) x 950(W) x 890(H)mm
Net Weight	: 65kg



TAG MSF 700 Manual Floor Sweeper

Sweeping Width	: 920mm
Max Capacities	: 3600m ² /h ±
Roller Brush	: 480mm
Dustbin Capacity	: 40L
Dimension	: 1040(L) x 790(W) x 1300(H)mm
Net Weight	: 24kg

Vacuum Parts & Accessories



Dry Vacuum Motor
Single Stage



Wet & Dry Vacuum Motor
2 stage



TBP Vacuum Motor
2 stage



- Hose c/w Connector
- Wet Nozzle
- Dry Nozzle
- Crevice Tool
- Dust Brush
- Straight Metal Tube

15L Wet & Dry Vacuum Accessories

Please refer the picture and compare your current parts



Wet Nozzle Rubber Strip

41(W) x 432(L)mm



- Curve Metal Tube
- Hose c/w Connector
- Wet Nozzle
- Dust Brush
- Crevice Tool
- Dry Nozzle

30L, 70L, 80L & 90L Wet & Dry Vacuum Accessories

Please refer the picture and compare your current parts



Wet & Dry Vacuum Filter

Cloth type

Floor Scrubber Accessories

521 Floor Brush & Pad Holder

Hard Brush : Suitable for floor brushing and daily cleaning maintenance.

Soft Brush : Suitable for floor brushing and carpet cleaning purpose.

Pad Holder : Use to stick with floor pad and bonnet pad.

Suitable : 154rpm

Dimension : 17"



522 Floor Brush & Pad Holder

Hard Brush : Suitable for floor brushing and daily cleaning maintenance.

Soft Brush : Suitable for floor brushing and carpet cleaning purpose.

Pad Holder : Use to stick with floor pad and bonnet pad.

Suitable : 175rpm

Dimension : 17"



Washable Carpet Bonnet Pad

Bonnet Pad commonly used as part of the carpet cleaning maintenance. Suitable on all carpets and ideal use to perform medium to thick carpet. Green scrubbing stripes for loosen soil and dirt trap in carpet and removing dirt with it lopped end yarn.

Dimension : 16"

Net Weight : 640g±



Low Speed Scrubber Parts



Machine & Accessories



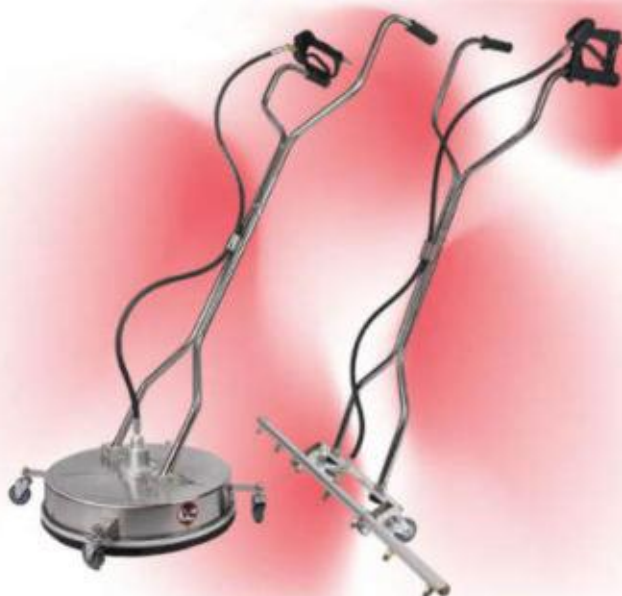
C3A Backpack Vacuum Cleaner

Voltage	: 220-240V
Power	: 1000W
Vacuum	: 190mbar
Tank Capacities	: 5L
Air Flow Rate	: 48L/S
Hose Diameter	: 32mm
Cable Length	: 18m
Gross Weight	: 9.5kg
Dimension	: 357(W) x 577(L) x 300(H)mm



DX 2700 Gasoline High Pressure Cleaner

Pressure	: 180bar
Water Flow	: 3.6L/min
Engine	: 7hp
RPM	: 3600
Gross Weight	: 32kg



High Pressure Washer Broom

S/ Steel Vertical Rotating Broom 18"

Number of Nozzle:	3
Cleaning Width	: 18"
Casing Diameter	: 20"
Max Pressure	: 275bar
Max Flow Rate	: 30L/min

S/Steel Horizontal Broom 17"

Number of Nozzle:	7
Cleaning Width	: 17"
Max Pressure	: 275bar
Max Flow Rate	: 30L/min

Vacuum Cleaner

DCL180Z Cordless Vacuum



Versatile battery-powered vacuum cleaner. Low noise design with large dust capacity for heavy duty applications. Easy to use without trailing leads. Supplied with straight pipe and nozzles.

Max Capacity	: 650ml
Continuous Use	: 20mins
Battery	: Li-Ion
Suction	: 4.2kPa
Net Weight	: 1.2kg
Dimension	: 114(W) x 152(L) x 999(H)mm

DVC260Z/ZX Cordless Backpack Vacuum



HEPA Filter is used as the main filter to capture very fine particles effectively. Lightweight for reduced operator fatigue. Telescopic straight pipe easily adjustable to user's height. Controller in hand for on/off switching and high/low power selection, with LED job light for job in the dark

Max Capacity	: 2L
Continuous Use	: 60mins (High) 90mins (Low)
Battery	: BL1850B
Suction	: 7.1kPa
Net Weight	: 3.8kg
Dimension	: 230(W) x 152(L) x 373(H)mm

DRC200 Robotic Cleaner



DRC200 has a 3-stage cleaning system with side brush, a main brush & vacuum suction for efficient cleaning. Two navigation options to set depending on the number of obstacles, timer function, remote control, and much more. To restrict cleaning to specified areas, use the boundary tape to prevent the vacuum from traveling into restricted zones.

Max Capacity	: 2.5L
Continuous Use	: 200mins (BL1850B x 2) 120mins (BL1830B x 2)
Weight	: 7.3kg
Dimension	: 460(D) x 180(H)mm

Floor Care Machine



Alton A1 Walk Behind Auto Scrubber

Working Width	: 350mm
Squeegee Width	: 420mm
Max Capacities	: 1000m ² /h
Brush Pressure	: 22kg
Brush RPM	: 180rpm
Brush Motor	: 24V/400W
Suction Motor	: 24V/400W
Solution Tank	: 13L
Recovery Tank	: 15L
Batteries	: 2 x 12V
Dimension	: 590(L) x 540(W) x 790(H)mm
Net Weight	: 55kg



Alton A5E Walk Behind Auto Scrubber

Working Width	: 510mm
Squeegee Width	: 830mm
Max Capacities	: 1750m ² /h
Brush Pressure	: 35kg
Brush RPM	: 155rpm
Brush Motor	: 230V/750W
Suction Motor	: 230V/1200W
Solution Tank	: 60L
Recovery Tank	: 65L
Cable Length	: 15m
Dimension	: 1410(L) x 560(W) x 960(H)mm
Net Weight	: 135kg



Alton A5B Walk Behind Auto Scrubber

Working Width	: 510mm
Squeegee Width	: 830mm
Max Capacities	: 2250m ² /h
Brush Pressure	: 30kg
Brush RPM	: 155rpm
Brush Motor	: 24V/500W
Suction Motor	: 24V/500W
Solution Tank	: 60L
Recovery Tank	: 65L
Batteries	: 2 x 12V
Dimension	: 1410(L) x 560(W) x 960(H)mm
Batteries Weight	: 2 x 35kg
Net Weight	: 130kg

Floor Care Machine



Alton A7 Ride On Scrubber

Working Width	: 560mm
Squeegee Width	: 850mm
Max Capacities	: 3600m ² /h
Brush Pressure	: 40kg
Brush RPM	: 155rpm
Brush Motor	: 24V/550W
Suction Motor	: 24V/500W
Solution Tank	: 85L
Recovery Tank	: 95L
Batteries	: 24V 100AH
Dimension	: 1350(L) x 620(W) x 1080(H)mm
Battery Weight	: 2 x 35kg
Net Weight	: 155kg



Alton A9 Ride On Scrubber

Working Width	: 750mm
Squeegee Width	: 870mm
Max Capacities	: 4875m ² /h
Brush Pressure	: 50kg
Brush RPM	: 180rpm
Brush Motor	: 24V/700W
Suction Motor	: 24V/550W (3 stage)
Solution Tank	: 100L
Recovery Tank	: 120L
Batteries	: 4 x 6V
Dimension	: 1340(L) x 710(W) x 1180(H)mm
Battery Weight	: 4 x 35kg
Net Weight	: 175kg



Alton A11 Ride On Scrubber

Working Width	: 850mm
Squeegee Width	: 1100mm
Max Capacities	: 5950m ² /h
Brush Pressure	: 65kg
Brush RPM	: 180rpm
Brush Motor	: 36V/450W x 2
Suction Motor	: 36V/730W (3 stage)
Solution Tank	: 180L
Recovery Tank	: 200L
Batteries	: 6 x 6V
Dimension	: 1580(L) x 1100(W) x 1260(H)mm
Batteries Weight	: 6 x 35kg
Net Weight	: 240kg

Floor Care Machine

Alton S1250 Ride On Floor Sweeper



Working Width	: 1250mm
Max Capacities	: 6900m ² /h
Main Brush	: 500mm
Side Brush	: 500mm
Max Forward	: 6km/h
Bin Capacity	: 80L
Water Tank	: 100L
Batteries	: 48V 52AH
AGM Batteries	: 4 x 30kg
Lithium Batteries	: 60kg
Net Weight	: 340kg

Alton J920 Manual Sweeper



Drive Mode	: Manual
Working Width	: 920mm
Max Capacities	: 3680m ² /h
Bin Capacity	: 40L
Brush RPM	: 155rpm
Dimension	: 1250(L) x 920(W) x 1050(H)mm
Net Weight	: 16kg

Alton APC100 All Purpose Cleaner



Working Pressure	: 15mpa
Brush RPM	: 180rpm
Suction Motor	: 1200W
Suction Pipe	: 14m
Solution Tank	: 150L
Recovery Tank	: 160L
Cable Length	: 30m
Dimension	: 935(L) x 650(W) x 1112(H)mm
Net Weight	: 90kg

Vacuum Cleaner

DSU Series Dry Vacuum



DSU 10

DSU 12

	DSU 10	DSU 12 (Eco)
Rated Power (W)	: 1000	1200
Tank Capacity (L)	: 10	12
Air Flow (L/min)	: 1834	1834 / 1267
Vacuum (mmH ₂ O)	: 2200	2300 / 1600
Noise Level (dB(A))	: 65	65 / 60
Net Weight (kg)	: 5.2	5.65

Dimension

DSU 10 : 358(L) x 345(W) x 475(H)mm

DSU 12 : 388(L) x 374(W) x 475(H)mm

LSU 135 Series Wet & Dry Vacuum



LSU 135P

LSU 135

Rated Power (W)	: 1000
Voltage (V)	: 220-240
Tank Capacity (L)	: 35
Air Flow (L/min)	: 1869
Vacuum (mmH ₂ O)	: 2020
Noise Level (dB(A))	: 74
Net Weight (kg)	: 13
Cable Length (m)	: 7
Dimension (mm)	: 470(L) x 450(W) x 800(H)

LSU 275 Series Wet & Dry Vacuum



LSU 275P

LSU 275

Rated Power (W)	: 2000
Voltage (V)	: 220-240
Tank Capacity (L)	: 75
Air Flow (L/min)	: 3115
Vacuum (mmH ₂ O)	: 2250
Noise Level (dB(A))	: 78
Net Weight (kg)	: 25
Cable Length (m)	: 8
Dimension (mm)	: 630(L) x 590(W) x 990(H)

Carpet Cleaner



WOLF 130 Carpet Spotter

Rated Power (W)	: 1320
Voltage (V)	: 120
Solution Tank (L)	: 3.8
Recovery Tank (L)	: 3.8
Pump Pressure (psi)	: 30
Vacuum (kPa)	: 2200
Net Weight (kg)	: 9.7
Solution Hose (m)	: 3
Vacuum Hose (m)	: 3
Cable Length (m)	: 6.5
Dimension (mm)	: 514(L) x 392(W) x 414(H)



CAR 275 Carpet Extractor

Rated Power (W)	: 2100
Solution Tank (L)	: 28
Recovery Tank (L)	: 75
Pump Pressure (psi)	: 60
Air Flow (L/min)	: 3115
Vacuum (mmH2O)	: 2250
Net Weight (kg)	: 9.7
Cable Length (m)	: 10
Dimension (mm)	: 700(L) x 560(W) x 1010(H)



CEX 410 Carpet Extractor

Rated Power (W)	: 1850
Brush Power (W)	: 400
Vacuum Power (W)	: 1200
Solution Tank (L)	: 35
Recovery Tank (L)	: 23
Pump Pressure (bar)	: 5.9
Cleaning Width (mm)	: 410
Noise Level (dB(A))	: 70±3
Cable Length (m)	: 10
Dimension (mm)	: 1170(L) x 510(W) x 880(H)

Floor Scrubber



LS 160

LS 160HD

LS 160 Series Scrubber

	LS 160	LS 160HD
Model	: Scrubber	Stone Care
Rated Power (W)	: 1300	1800
Cleaning Width (inch)	: 16	16
Tank Capacity (L)	: 10	10
Brush Speed (rpm)	: 160	160
Net Weight (kg)	: 35.2	38.2
Cable Length (m)	: 10	10
Dimension (mm)	: 620(L) x 370(W) x 1150(H)	



DR 1500H Burnisher

Rated Power (W)	: 1200
Cleaning Width (inch)	: 20
Pad Speed	: 1500rpm
Net Weight (kg)	: 39
Cable Length (m)	: 15
Dimension (mm)	: 838(L) x 533(W) x 1206(H)



AS 510B Battery Medium Scrubber Dryer

Battery Type	: 12v 105aH/20h AGM/- x2
Coverage (m2/h)	: 1600
Solution Tank (L)	: 40
Recovery Tank (L)	: 40
Pump Pressure (bar)	: 5.9
Brush Diameter (inch)	: 20
Scrubbing Width (mm)	: 510
Squeegee Width (mm)	: 790
Noise Level (dB(A))	: 70
Net Weight (kg)	: 145
Dimension (mm)	: 1200(L) x 600(W) x 1170(H)

Ride-On Scrubber Dryers



AS 530R / AS710R Ride-On Scrubber

	AS 530R	AS 710R
Max Speed (km/h)	: 5.5	6
Solution Tank (L)	: 72	120
Recovery Tank (L)	: 73	120
Brush Diameter (cm)	: 53	35.5 x 2
Brush Pressure (kg)	: 23	35
Scrubbing Width (mm)	: 510	10
Squeegee Width (mm)	: 730	940
Net Weight (kg)	: 145	380
Loading Weight (kg)	: 245	435

Dimension

AS 530R : 1360(L) x 580(W) x 1120(H)mm

AS 710R : 1580(L) x 760(W) x 1230(H)mm



AS 850R Rider (Battery & Charger)

Max Speed (km/h)	: 6
Max Climbing Rate	: 10%
Max Coverage (m ² /h)	: 5130
Solution Tank (L)	: 120
Recovery Tank (L)	: 120
Brush Diameter (cm)	: 40.6 x 2
Brush Pressure (kg)	: 40
Scrubbing Width (mm)	: 810
Squeegee Width (mm)	: 1060
Noise Level (dB(A))	: 60
Net Weight (kg)	: 230
Dimension (cm)	: 158(L) x 89(W) x 123(H)



AS 1050R US Ride-On Scrubber

Max Speed (km/h)	: 8
Max Climbing Rate	: 20% / 16% (Working)
Max Coverage (m ² /h)	: 7840
Solution Tank (L)	: 200
Recovery Tank (L)	: 200
Brush Diameter (cm)	: 50.8 x 2
Scrubbing Width (mm)	: 980
Squeegee Width (mm)	: 1100
Noise Level (dB(A))	: 60
Net Weight (kg)	: 230
Dimension (cm)	: 188(L) x 108(W) x 138(H)

Cleaning Robots




META-Mop 40 Cleaning Robot

META-MOP 40 is the one-stop cleaning robot solution. Discreet, reliable and easy to operate and will become the perfect assistant for all cleaning operations. Able to perform floor cleaning, vacuuming dust pushing cleaning operations. Suitable for multiple cleaning areas such as hospitals, shopping malls, campuses, exhibition halls, office buildings, terminals and etc.

Specifications:

Cleaning Width	: 440mm
Cleaning Pressure	: 2-6kg (Adjustable)
Cleaning Efficiency:	1600m ³ (Roller Brush)
(Single Operation)	3000m ³ (Vacuum)
	6000m ³ (Dust Mop)
Solution Tank	: 10L
Recovery Tank	: 10L
Battery Life	: Up to 3hours (Roller Brush)
	Up to 8hours (Dust Mop)
Charging Time	: Up to 2hours
Display Screen	: 7 inches
Operation Speed	: 0.8m/s (Adjustable)
Noise Level	: 75dB(A)
Weight	: 35kg
Dimension	: 500(L) x 504(W) x 629(H)mm



Advantages:

- Smart Cleaning Algorithm
- Automated Scheduled Cleaning Operations
- Dynamic Obstacle Avoidance & Re-visit Function
- Multi-Platform Connection
- Simple and Effortless Maintenance

Cleaning Robots



META-Scrub 60 Cleaning Robot

The META-SCRUB 60 is your perfect partner for all cleaning processes. It is 5x faster and easier to learn deployment. Start cleaning in less than 3 minutes! Able to perform scrubbing and vacuuming at the same time. Suitable for multiple cleaning areas such as hospitals, shopping malls, campuses, exhibition halls, office buildings, terminals and etc.

Specifications :

Cleaning Width	: 600mm
Cleaning Pressure	: 25kg
Cleaning Efficiency	: 2100m ² /h
Brush Speed	: 180rpm
Water Recycling	: Yes
Solution Tank	: 50L (3-Stage Filtration)
Recovery Tank	: 50L
Battery Life	: Up to 4hours (Scrubbing) Up to 12hours (Dust Mop)
Charging Time	: Up to 4hours
Display Screen	: Removable Tablet Control
Operation Speed	: 1m/s (Max)
Noise Level	: 75dB(A)
Weight	: 200kg
Dimension	: 810(L) x 784(W) x 1115(H)mm



Charging Station



Advantages :

- Smart Sensors Detection
- Dynamic Cleaning Operations
- Simplified User Interface
- Simple and Fast Maintenance
- Integrated Charging Station
- Edge Cleaning (Less than 10cm from wall)
- Zero Degree Turning Radius



Floor Pad



3M Black Stripper Pad 7200

Used with water-based floor finish stripping solutions to remove old soiled floor finishes and sealers. Also can be used to clean heavily soiled surface floors such as concrete when used with appropriate cleaning chemicals.


16" | 18" | 20"
175 - 600 rpm



3M Red Buffer Pad 5100

Designed for everyday cleaning and light scrubbing to remove light soil, scuff marks and black heel marks. Also designed to spray buffing.

16" | 18" | 20"
175 - 600 rpm



3M White Super Polish Pad 4100

Used for light cleaning to help remove soil and scuff marks with minimal dulling of finish. Can be used to polish wood floors, spray cleaning or dry buffing soft finishes.

16" | 18" | 20"
175 - 600 rpm



Scotch-Brite Sienna Diamond Floor Pad Plus

Diamond-coated floor pads clean and condition worn and dull marble, terrazo, slate and polished concrete, bringing it to a medium gloss.

16"
175 - 1500 rpm & above



Scotch-Brite Purple Diamond Floor Pad Plus

Diamond-coated floor pads further enhance the appearance of terrazo, slate and polished concrete. Helps eliminate the need to use floor finishes, coatings, stripper and crytallization products, and the labor-intensive work associated.

16"
175 - 1500 rpm & above

Vacuum Cleaner



JMV110-30 Wet & Dry Vacuum Cleaner

An all-round tough performer with 1000w power that can easily clean large quantities of both dry & wet dirt. Highly durable with hassle-free operation and easy cleaning.

Vacuum Pressure	: ≥ 23
Container Capacity	: 30L
Voltage	: 220-240v
Power	: 1000W
Noise Level	: ≤ 72
Box Dimension	: 430(L) x 375(W) 670(H)
Net Weight	: 6.7kg
Cable Length	: 5m
Barrel Material	: Stainless Steel

JMV210-70 Industrial Vacuum Cleaner

Reliable heavy-duty workhorse with optimum 2000w power designed to handle even the toughest tasks. Rugged built for durable performance even under prolonged operation.



Vacuum Pressure	: ≥ 24
Container Capacity	: 70L
Voltage	: 220-240v
Power	: 2000W
Noise Level	: ≤ 80
Box Dimension	: 570(L) x 530(W) 850(H)
Net Weight	: 24.5kg
Cable Length	: 5m
Barrel Material	: Stainless Steel

Floor Blower



JMB106-90 Floor Blower

Designed to be compact yet portable, it operates with adjustable 3-speed airflow that offers efficient drying. Ideal for drying carpets, rugs, tile, concrete and other applications.

Output Power	: 650W
Flow Rate	: 70/80/90 min
Max Sound Lvl	: 60 dB(A)
Cord Length	: 10m

E350 Floor Blower

The new design Jetmaster floor blower with build in NanoStrike Technology helps to kill up to 99.99% of airborne microorganisms and reduce 70% of odour and air pollution.

Output Power	: 350W
Flow Rate	: 24 min
Voltage	: 220-240v



Pressure Washer



TRENDY 610 Pressure Washer

Suitable to remove superficial dirt such as dirt and mud with small surfaces, garden equipment, cars, windows & etc. Recommended to use in commercial and domestic.

Flow Rate	: 6 L/min
Bar max	: 100 bar
Output Power	: 1.4 kW
Weight	: 8.5kg
Hose Length	: 5m
Cord Length	: 5m
Box Dimension	: 410(L) x 300(W) x 280(H)mm



JM6.101V Pressure Washer

Suitable to remove superficial dirt such as dirt and mud with small surfaces, garden equipment, cars, windows & etc. Recommended to use in commercial and domestic.

Flow Rate	: 6 L/min
Bar max	: 100 bar
Output Power	: 1.4 kW
Weight	: 5.7kg
Hose Length	: 5m
Cord Length	: 5m
Box Dimension	: 287(L) x 240(W) x 470(H)mm



JM7.130V-i High Pressure Water Jet

Suitable to remove superficial dirt such as dirt and mud with small surfaces, garden equipment, cars, windows & etc. Recommended to use in commercial and domestic.

Flow Rate	: 7 L/min
Bar max	: 140 bar
Output Power	: 1.8 kW
Weight	: 13kg
Hose Length	: 8m
Cord Length	: 8m
Box Dimension	: 375(L) x 292(W) x 560(H)mm
C/W	: Turbo Lance

Pressure Washer



JM7.170V-i High Pressure Water Jet

Suitable to remove superficial dirt such as dirt and mud with medium surfaces, garden equipment, cars, windows and others. Recommended to use in commercial and domestic.

Flow Rate	: 7 L/min
Bar max	: 170 bar
Output Power	: 2.4 kW
Weight	: 2.4kg
Hose Length	: 8m
Cord Length	: 8m
Box Dimension	: 380(L) x 360(W) x 930(H)mm



JM VIP8.130 High Pressure Water Jet

Suitable to remove superficial dirt such as dirt and mud with medium surfaces, garden equipment, cars, windows and others. Recommended to use in commercial and domestic.

Flow Rate	: 8 L/min
Bar max	: 130 bar
Output Power	: 2.2 kW
Weight	: 19kg
Hose Length	: 8m
Cord Length	: 8m
Box Dimension	: 510(L) x 260(W) x 340(H)mm



BRAVO1013K High Pressure Water Jet

Suitable to remove superficial dirt such as dirt and mud with medium surfaces, garden equipment, cars, windows and others. Recommended to use in commercial and domestic.

Flow Rate	: 10.5 L/min
Bar max	: 130 bar
Output Power	: 2.9 kW
Weight	: 26kg
Hose Length	: 10m
Cord Length	: 5m
Box Dimension	: 494(L) x 497(W) x 605(H)mm

Pressure Washer



JM11.110S High Pressure Water Jet

Recommended for semi or professional use on the large cleaning surface. It is a single-phase motor (50HZ, 1450RPM). Generated makes water blasting a good option for the removal of paints on walls, road surfaces, gum, rubber and the removal of other coatings or chemicals from machinery.

Output Flow Rate : 11 L/min
 Output Pressure : 110 bar
 Output Power : 2.2/3 kW
 Weight : 61kg
 Model Type : Steel Trolley



JM11.110P High Pressure Water Jet

Recommended for semi or professional use on the large cleaning surface. It is a single-phase motor (50HZ, 1450RPM) and with a blue plastic cover. Generated makes water blasting a good option for the removal of paints on walls, road surfaces, gum, rubber and the removal of other coatings or chemicals from machinery.

Output Flow Rate : 11 L/min
 Output Pressure : 110 bar
 Output Power : 2.2/3 kW
 Weight : 61kg
 Model Type : Plastic Trolley



JM11.110SG High Pressure Water Jet

Recommended for semi or professional use on the large cleaning surface. It was made by the gasoline engine (3400RPM). Generated makes water blasting a good option for the removal of paints on walls, road surfaces, gum, rubber and the removal of other coatings or chemicals from machinery.

Output Flow Rate : 11 L/min
 Output Pressure : 110 bar
 Output Power : 3.7/5 kW
 Fuel Tank : 3.8 L
 Weight : 40kg
 Model Type : Gasoline Engine

Pressure Washer



JM11.170PB-R High Pressure Water Jet

Output Flow Rate	: 11 L/min
Output Pressure	: 170 bar
Output Power	: 4/5.5 kW
Weight	: 70kg
Voltage	: 380 - 415v
Hose Length	: 10m
Cord Length	: 6m
Water Temp	: 40°C
Model Type	: Three Phase Motor



JM22.500CB High Pressure Water Jet

Output Flow Rate	: 22 L/min
Output Pressure	: 500 bar
Output Power	: 22/30 kW
Weight	: 250kg
Voltage	: 380 - 415v
Hose Length	: 10m
Water Temp	: 40°C
Model Type	: Three Phase Motor

Pressure Washer



JM21.350CB High Pressure Water Jet

Output Flow Rate	: 21 L/min
Output Pressure	: 350 bar
Output Power	: 15/20 kW
Weight	: 185kg
Voltage	: 380 - 415v
Hose Length	: 10m
Nozzle Size	: 0.45
Water Temp	: 40°C
Model Type	: Three Phase Motor



JM15.250CB High Pressure Water Jet

Output Flow Rate	: 15 L/min
Output Pressure	: 250 bar
Output Power	: 7.5/10 kW
Weight	: 124kg
Voltage	: 380 - 415v
Hose Length	: 10m
Nozzle Size	: 0.4
Water Temp	: 40°C
Model Type	: Three Phase Motor

Pressure Washer



Power Jet H1250 High Pressure Cleaner

Output Flow Rate	: 6L/min
Output Pressure	: 100 bar
Voltage	: 240V
Power	: 1200W
Motor RPM	: 3400rpm
Thermal Cut Off	: Yes
Auto-Stop System	: Yes
Cable Length	: 5m
Hose	: 5m
Weight	: 5kg
Dimension	: 285(L) x 230(W) x 378(H)mm



Power Jet H2100 High Pressure Cleaner

Output Flow Rate	: 6L/min
Output Pressure	: 120 bar
Voltage	: 240V
Power	: 1400W
Motor RPM	: 3400rpm
Thermal Cut Off	: Yes
Auto-Stop System	: Yes
Cable Length	: 5m
Hose	: 5m
Weight	: 6.1kg
Dimension	: 335(L) x 266(W) x 441(H)mm



Power Jet H2300 High Pressure Cleaner

Output Flow Rate	: 6L/min
Output Pressure	: 130 bar
Voltage	: 240V
Power	: 1600W
Motor RPM	: 2800rpm
Thermal Cut Off	: Yes
Auto-Stop System	: Yes
Cable Length	: 5m
Hose	: 8m
Weight	: 13.6kg
Dimension	: 350(L) x 321(W) x 500(H)mm

Pressure Washer



Power Jet H2680 High Pressure Cleaner

Output Flow Rate : 7L/min
 Output Pressure : 140 bar
 Voltage : 240V
 Power : 1800W
 Motor RPM : 2800rpm
 Thermal Cut Off : Yes
 Auto-Stop System : Yes
 Cable Length : 5m
 Hose : 8m
 Weight : 15.2kg
 Dimension : 350(L) x 321(W) x 500(H)mm



Power Jet H3280 High Pressure Cleaner

Output Flow Rate : 8L/min
 Output Pressure : 170 bar
 Voltage : 240V
 Power : 2500W
 Motor RPM : 2800rpm
 Thermal Cut Off : Yes
 Auto-Stop System : Yes
 Cable Length : 5m
 Hose : 5m
 Weight : 24.5kg
 Dimension : 395(L) x 370(W) x 916(H)mm



Power Jet H3680 High Pressure Cleaner

Output Flow Rate : 9L/min
 Output Pressure : 180 bar
 Voltage : 240V
 Power : 3000W
 Motor RPM : 2800rpm
 Thermal Cut Off : Yes
 Auto-Stop System : Yes
 Cable Length : 5m
 Hose : 10m
 Weight : 27.7kg
 Dimension : 412(L) x 385(W) x 925(H)mm

Pressure Washer

Power Jet Elite1630 Industrial High Pressure Cleaner

Very powerful high pressure cleaner by using fully copper induction motor, it is easily to clean up any kind of duct as it can hit very high pressure. Implementation of forged brass axial pump ensure this PowerJet ELITE can be operate in a very long run hours.

- Output Flow Rate : 12L/min
- Output Pressure : 110 bar
- Voltage : 240V
- Power : 2.2kW / 3.0Hp
- Valve : By-pass
- Motor RPM : 4p-1450rpm
- Hose : 10m
- Weight : 55kg



Power Jet Benz12.150 Gasoline Engine High Pressure Cleaner

Powerful petrol engine for maximum working pressure. 10 meters High Pressure Hose, power spray gun for maximum cleaning effect. Rugged full frame with rubber wheels for easy lifting and mobility. Reliable and suitable to use in construction site or remote area without electricity supply.

- Output Flow Rate : 12L/min
- Output Pressure : 150 bar
- Engine : Honda GP-160
- Power : 3.6kW / 4.8Hp
- Valve : By-pass
- Motor RPM : 4p-1450rpm
- Hose : 10m
- Fuel Type : Petrol
- Fuel Tank : 5L



Gardening Machine

OHB 2600T Leaf Blower



Displacement	: 25.4cc
Power	: 0.75kW
RPM	: 7500
Air Volume	: 0.13m ³ /S
Gross Weight	: 5.75kg

BG Series Brush Cutter



	BG 330D	BG 430DT
Displacement	: 32.6cc	42.7cc
Power	: 0.9kW	1.2kW
RPM	: 6500	6500
Fuel Tank	: 1.2L	1.2L
Gross Weight	: 11.88kg	12.24kg

XT 18LH Lawn Mower



Displacement	: 166cc
Cutting Width	: 18"
Cutting Height	: 25-80mm
Cutting Positions	: 8
Collection Bag	: Plastic, 40L
Wheel	: 7"-Front 8"-Rear
Gross Weight	: 32kg

VX 7318 Pro Chain Saw 18"



Displacement	: 58cc
Power	: 2.5kW
RPM	: 8500
Bore / Stroke	: 45.2mm / 34mm
Fuel Tank	: 0.55L
Oil Tank	: 0.26L
Bar Length	: 18"
Chain Pitch	: 3/8"
Chain Gauge	: 0.058"
Net Weight	: 15kg

Hand Dryer



Prima I Hand Dryer

Voltage	: 220v (50Hz)
Rated Power	: 1600W
Current	: 7.2A
Colour	: White
Casing	: Alloy Aluminium
Air Speed	: 15m/s
Net Weight	: 3.85kg
Waterproof	: IPX1
Size	: 268(L) x 150(W) x 206(H)mm



Prima II Hand Dryer

Voltage	: 220v (50Hz)
Rated Power	: 1800W
Current	: 7.2A
Colour	: White
Casing	: ABS
Air Speed	: 15m/s
Net Weight	: 2.32kg
Waterproof	: IPX1
Size	: 240(L) x 240(W) x 230(H)mm



Prima I Hand Dryer (Blue Lighting)

Voltage	: 220v (50Hz - 60Hz)
Rated Power	: 1800W
Current	: 7.2A
Colour	: White
Casing	: ABS
Air Speed	: 16m/s
Net Weight	: 2.32kg
Waterproof	: IPX1
Size	: 240(L) x 240(W) x 230(H)mm



Black Prima I Hand Dryer (Blue Lighting)

Voltage	: 220v - 240v (50Hz - 60Hz)
Rated Power	: 1800W
Current	: 7.2A
Colour	: Black
Casing	: ABS
Air Speed	: 15m/s
Net Weight	: 3kg
Waterproof	: IPX1
Size	: 240(L) x 240(W) x 230(H)mm

Hand Dryer



Mini Turbo Jet Hand Dryer

Voltage	: 220v (50Hz - 60Hz)
Rated Power	: 1100W
Colour	: White
Casing	: Alloy Aluminium
Air Speed	: 90m/s
Net Weight	: 5kg
Waterproof	: IPX1
Size	: 248(L) x 190(W) x 520(H)mm



Prima V Hand Dryer (V Blade)

Voltage	: 220v (50Hz - 60Hz)
Rated Power	: 1000W
Colour	: Silver
Casing	: ABS
Air Speed	: 90m/s
Net Weight	: 3.3kg
Waterproof	: IPX4
Size	: 241(L) x 140(W) x 395(H)mm



S/Steel Hand Dryer (Triangle Diamond)

Voltage	: 220v (50Hz - 60Hz)
Rated Power	: 1100W
Colour	: Silver
Casing	: Stainless Steel
Air Speed	: 95m/s
Net Weight	: 4.35kg
Waterproof	: IPX1
Size	: 283(L) x 215(W) x 305(H)mm



S/Steel Black Chrome Hand Dryer


Voltage	: 220v (50Hz)
Rated Power	: 1800W
Colour	: Black
Casing	: Black Chrome Steel
Air Speed	: 90m/s
Net Weight	: 6kg
Waterproof	: IPX1
Size	: 278(L) x 172(W) x 325(H)mm

Hand Dryer



S/Steel Hand Dryer (Horizontal)

Voltage	: 220v (50Hz)
Rated Power	: 2500W
Colour	: Silver
Casing	: 304 Stainless Steel
Air Speed	: 30m/s
Net Weight	: 5.5kg
Waterproof	: IPX1
Size	: 270(L) x 142(W) x 240(H)mm



S/Steel Hand Dryer (Vertical)

Voltage	: 220v (50Hz - 60Hz)
Rated Power	: 1150W
Colour	: Silver
Casing	: 304 Stainless Steel
Air Speed	: 68m/s
Net Weight	: 3.4kg
Waterproof	: IPX1
Size	: 153(L) x 62(W) x 280(H)mm



S/Steel Hand Dryer (Tonano)

Voltage	: 220v (50Hz - 60Hz)
Rated Power	: 1800W
Colour	: Silver
Casing	: 304 Stainless Steel
Air Speed	: 90m/s
Net Weight	: 4.5kg
Waterproof	: IPX1
Size	: 295(L) x 171(W) x 325(H)mm



S/Steel Hand Dryer (V Blade)

Voltage	: 220v (50Hz)
Rated Power	: 2000W
Colour	: Silver
Casing	: 304 Stainless Steel
Air Speed	: 100m/s
Net Weight	: 6.5kg
Waterproof	: IPX1
Size	: 310(L) x 188(W) x 325(H)mm

Hand Dryer



White

Black

Turbo Jet Automatic Hand Dryer

Voltage	: 220v - 240v (50Hz - 60Hz)
Rated Power	: 650W - 2400W
Colour	: White Black
Casing	: ABS
Air Speed	: 90m/s
Blowing Volume	: 150m ³ /h
Net Weight	: 11kg
Waterproof	: IPX4
Size	: 300(L) x 220(W) x 687(H)mm



S/Steel Turbo Jet Hand Dryer

Voltage	: 220v (50Hz - 60Hz)
Rated Power	: 800W - 1100W
Colour	: White Black
Casing	: ABS
Air Speed	: 90m/s
Net Weight	: 13kg
Waterproof	: IPX4
Size	: 300(L) x 220(W) x 730(H)mm



Mini Turbo Jet Hand Dryer (Ironman)

Voltage	: 240v (50Hz - 60Hz)
Rated Power	: 750W - 1650W
Colour	: Silver
Casing	: Stainless Steel
Air Speed	: 106m/s
Blowing Volume	: 150m ³ /h
Net Weight	: 7kg
Waterproof	: IPX4
Size	: 300(L) x 210(W) x 488(H)mm



Turbo Jet Automatic Hand Dryer (Dyson Design)

Voltage	: 240v (50Hz - 60Hz)
Rated Power	: 700W - 1800W
Colour	: White
Casing	: ABS
Air Speed	: 100m/s
Blowing Volume	: 150m ³ /h
Net Weight	: 9kg
Waterproof	: IPX4
Size	: 305(L) x 255(W) x 670(H)mm

Baby Changing Station



SS Baby Changing Station

905(L) x 595(W) x 520(H)mm



Baby Changing Station

805(L) x 560(W) x 560(H)mm



Child Protection Seat

328(L) x 340(W) x 510(H)mm

Hair Dryer



Hair Dryer K20

Voltage : 220V(50Hz-60Hz)
 Power : 1200W
 Air Speed : 12m/s
 Weight : 0.75kg
 Size : 180(W) x 90(D) x 170(H)mm



Hair Dryer K24

Voltage : 220V(50Hz-60Hz)
 Power : 1600W
 Air Speed : 14m/s
 Weight : 0.83kg
 Size : 145(W) x 115(D) x 145(H)mm

Floor Sign



Material : PP
 Color : Yellow
 Size : 300(W) x 670(H)mm

Cleaning In Progress

Overhead Work Area

Caution Wet Floor

Rest Room Closed



Caution
Wet
Floor



Cleaning
In
Progress

Work In Progress

Safety Products



Traffic Cone 30"
380(D) x 750(H)mm



Traffic Cone 40"
380(D) x 750(H)mm



Collapsible Cone
300(D) x 600(H)mm
300(D) x 95(H)mm



Adapta Cone
505(D) x 1020(H)mm



Plastic Chain
25m / roll



Triangle Cone
440(D) x 710(H)mm



Traffic Cone Ring
505(W) x 1020(H)mm



Elastic Pole (PU)
75(D) x 765(H)mm



Retractable Cone Bar
1300mm (Min) | 2220mm (Max)



* Heavy Base

Elastic Pole
410(D) x 1120(H)mm



Land Divider
800(L) x 760(H)mm



Traffic Cone Topper c/w Retractable Belt
Length: 3m




Wall Mounted Belt
Length: 3m

Safety Products



Metal Bollard c/w Reflective Sticker

Small : 75(D) x 820(H)mm ± Optional : Hook
 Large : 160(D) x 813(H)mm ±



Metal Bollard Custome Made

Custom Made : Color, Size, Shape / Design

Adjustable Parking Pole

63(D) x 820(H)mm - Reflective Sticker



Awas Metal Sign Board c/w Reflective


2 x 3ft / 3 x 3ft
 Custom Made : Color, Size, Shape / Design

Safety Products



Road Barrier

1000(L) x 800(D) x 480(H)mm



Holding Board

1150(L) x 50(D) x 1150(H)mm



Reflective Delineator

50 meter



Barrier c/w Wheels

3900(L) x 1000(H)mm



Work In Progress Board

580(L) x 970(H)mm x 3



Foldable Barrier (Plastic)

3000(L) x 400(W) x 970(H)mm



Mobile Barrier

4" Rubber Castor Wheels w Stopper
2000(L) x 600(W) base x 1000(H)mm



Reserved Parking

No parking Stand with Remote Control
310(L) x 340(W) x 385(H)mm



Traffic Robot Flagman

H-Stand : 700(L) x 50(W) x 700(H)mm
Robot : 6ft (Adjustable Height)



Road Safety Flag

Flag : 450(W) x 360(H)mm
Pole : 35(W) x 580(H)mm



Blinker (Solar)

Type 1 : 165(L) x 82(W) x 335(H)mm
Type 2 : 185(L) x 85(W) x 410(H)mm



Blinker (Battery)

180(L) x 90(W) x 367(H)mm

Safety Products



Convex Mirror (Indoor)

600(D)mm



Convex Mirror (Outdoor)

800(D)mm | 1000(D)mm



10ft Convex Mirror Stand

(outdoor 800/1000mm) 76mm±

* Wall Mounted



L Convex Mirror Stand

310(L) x 150(W) x 334(H)mm



Dome Mirror

600(D)mm



Motorcycle Wheel Lock

490(L) x 220(W)mm



Motorcycle Tyre Clamp

165(L) x 155(W) x 235(H)mm



Wheel Clamp Lock

Small (13" - 17")	: 550(L) x 210(W) x 960(H)mm
Large (16" - 23")	: 640(L) x 210(W) x 960(H)mm
Extra Large (37" - 45")	: 915(L) x 260(W) x 1117(H)mm
	< 5 to 20 tonne / 20ft truck >

Safety Products



250mm Rubber Hump Cat Eye

Mid : 250(L) x 350(W) x 50(H)mm
End : 180(L) x 350(W) x 50(H)mm



1m Rubber Hump Cat Eye

Mid : 1000(L) x 350(W) x 50(H)mm
End : 180(L) x 350(W) x 50(H)mm




Rubber Hump (Heavy Duty)

Mid : 1000(L) x 350(W) x 50(H)mm
End : 180(L) x 350(W) x 50(H)mm



500mm Rubber Hump Cat Eye

Mid : 500(L) x 350(W) x 50(H)mm
End : 175(L) x 350(W) x 50(H)mm



5 Channel Cable Hump

500(L) x 900(H) x 50(H)mm



Wheel Chock

250(L) x 153(W) x 185(H)mm



Wheel Stopper

550(L) x 148(W) x 120(H)mm ±



Corner Guard

100(L) x 800(H)mm | 1000(H)mm



Aluminium Road Stud

100(L) x 100(W) x 50(H)mm



Solar Aluminium Road Stud

123(L) x 133(W) x 22+55(H)mm



Glass Road Stud

100(D) x 50(H)mm

Safety Products



Safety Vest



X Shape Safety Vest



Safety Helmet (With Sirim)

280(L) x 220(W) x 140(H)mm



Safety Boots



Safety Goggles



Awaz Warning Tape

3" x 50m



Safety Fence Barrier PVC

1m x 50m | Mesh : 40mm x 100mm

- Flashing Strobe
- Steady Strobe
- Splash-Proof
- Wrist Lanyard



Handheld Baton Safety Signal LED Light

40(D) x 540(H)mm

* D-Size Battery x 2pcs



Dock Bumper

1000(L) x 195(W) x 200(H)mm



Safety Q-up Stand c/w Retractable Twin Belt

Pole 63.5(D) x Base 350(D) x 910(H)mm

Belt Length : 3± meter per belt



Reflective Safety Vest (Full Set)

Safety Products



No Parking | Visitor Parking | VIP Parking | Full Parking | No Entry

Top : 460mm | Base : 460(L) x 300(W)mm | Height : 1210mm

* Custom Made Available



**Reserved Parking | Loading & Unloading | Pick-Up & Drop-Off | Valet Parking
OKU Parking | Tow-Away Zone | Clamping Zone**

Top : 500(L) x 300(W)mm | Base : 460(L) x 300(W)mm | Height : 1210mm

* Custom Made Available

Glove & PPE



Rubber Glove

Size : L



Thin | Thick

Cotton Glove

Size : Free Size



Polkadot Glove

Size : Free Size



*Coated

Nitrile Glove

Size : Free Size



Latex Glove

Size : S | M | L | XL



Nitrile Glove

Size : S | M | L | XL



Orii Plastic Glove

Size : Free Size



HDPE Glove

Size : Free Size



PE Shoe Cover

Size : Free Size



PE Arm Cover

Size : Free Size



PVC Thick Apron

Size : 80(W) x 110(H)cm



PE Apron White

Size : 70(W) x 105(H)cm



Hygienic Mask

Size : Free Size



Hair Cover

Size : 21cm±

Gardening Tools



Hoe (Cangkul)



Shovel



Hedge Shear

Small | Big



Parang

13.5" | 24"



Knapsack Sprayer

Manual 16L



Pressure Sprayer

Capacity : 8L | 5L | 2L



Trimmer & Blade



Straw Hat

Free Size



Rubber Boots

Size : 38 - 43




Watering Can

Capacity : 5L | 9L



Fertilizer (Baja)

1KG | 5KG | 50KG



Plastic | Metal Rake



Steel Rake



Roundup Herbicide

Capacity : 4L



Wheel Barrow

Entrance Floor Mat



Normal Duty Coil Mat (Cushion Backed)

Vinyl looped after that allows dirt to falls into the mat and be trapped in, keeping the surface clean. Soft loop layer makes it comfortable when walking ot the mat. Vinyl backing keeps dirt & moisture from falling to the floor which may cause stain and damage. Avalaible in WELCOME or Plain pattern.

Size : 2 x 3' | 3 x 5' | 4 x 6' | 4 x 8'

* Available for custom size | wording | logo



Heavy Duty Coil Mat (Unbacked)

Vinyl matting ideal for use outdoors or indoor recessed wells. HD coil mat is a durable coiled web structure that removes, traps and hides large amount of soil.

* Available for custom size | wording | logo




Needle Rib Mat

Super coarse, absorptive fibers and two level construction, soak up water, hide dirt and reduce traffic patterns instantly. Non-staining, non-slip vinyl backing. Easy to clean - vacuum, sweep or hose down.

Size : 2 x 3' | 3 x 4' | 3 x 5' | 4 x 6' | 4 x 8'


* Available for custom size | wording | logo



Waterhog Mat

Water dam border holds up 1.5 gallon of water per square yard. Dirt & water stay in the mat & off floors. Anti-static polypropylene fabric dries quickly and won't fade or rot. Simply use vacuum & extraction cleaning methods, or hose off & hand to dry.

* Available for custom size | wording | logo



Aluminium Ribbed Carpet

Dust control mat reducing tracked in dirt, dust and moisture before it reaches the inner areas of your business premises, provides a perfect solution for areas high football sush as shop entrances, washroom entrances, kitchen entrances etc.

Size : 10mm | 20mm thickness

* Custom size

Entrance & Speciality Mat



Dust Control Mat - China

Dust control mat reducing tracked in dirt, dust and moisture before it reaches the inner areas of your business premises, provides a perfect solution for areas high footfall such as shop entrances, washroom entrances, kitchen entrances etc.

Size : 2 x 3' | 3 x 5' | 4 x 6' | 4 x 8' | 4 x 12'



Laundry Mat - USA

Slip resistant rubber backing and a solution-dyed carpet surface designed to stop dust, dirt, and moisture at your door and provide a safe walking surface for who enter. Nitrile rubber backing is commercially launderable.

Size : 2 x 3' | 3 x 5' | 4 x 6' | 4 x 8' | 4 x 10' | 4 x 12'

* Available for Custom Printing



Coconut Husk Mat

Coconut Husk mat is constructed for flexibility and toughness with 12mm coconut marrow and black PVC backing.. Superior wear resistance with anti-corrosion features makes the perfect mat dealing with sand wind and dust. Environment friendly construction using renewable resources.

Size : 12mm x 2mtr x 12mtr / roll

* Available for Custom Size



Brush Entrance 3in1 Modular Tiles

Brush Entrance 3in1 Modular Tiles keeps your entrance and premises clean for a longer period of times, having 3 types of surfaces helps keep any dirt and moisture away from any entrances, perfect for outdoors. Aging resistance, chemical resistance, and solvent resistance. Convenient for maintenance and disassembly.

Size : 25x 150 x 150mm



Car Wash Interlocking Tiles

Car Wash Interlocking Tiles bears capacity required that in the automobile service industry, especially considering drainage and sediment in the washing process, increasing the aperture. Underside drainage allows water to flow under keeping the surface dry. 18mm thickness.

Size : 40 x 40cm (Tiles) | 6 x 40cm (Edge) | 6 x 6cm (Corner)


Speciality Mat



Disinfectant Foot Bath Mat

Clean and sanitize shoes and prevent contamination from entering controlled areas with this disinfecting footbath. As traffic passes, rubber tips bend under pressure to immerse soles in the disinfectant solution, keeping contamination from reaching the food processing areas. Thick border stands higher than rubber tips to contain up to 4.5L of disinfectant solution.


Size : 16 x 810 x 610mm | 16 x 810 x 1000mm



Gym Mat

Gym flooring mat is purely designed to provide anti-slip resistance, reduce noise absorption, control heavy-weight lifting. It keeps your subfloor protected from scuffs, scratches & cracks. Shock absorbent and water resistant. No glue down installation is needed, puzzle lock system.

Size : 20 x 500 x 500mm



Anti-Slip Entrap Mat

Anti-slip wet area mat's z-web design allows water to flow beneath the walking surface to dry more quickly and provide safe, consistent footing. The matting stays dry and helps to reduce the possibility of slips and falls.

Size : 4.5mm x 1.2 mtr x 15mtr / roll

Color : Blue | Grey | Red

* Available for Custom Size



Anti-Slip Mat

Anti-slip wet area mat's z-web design allows water to flow beneath the walking surface to dry more quickly and provide safe, consistent footing. The matting stays dry and helps to reduce the possibility of slips and falls.

Size : 12 x 300 x 300mm

Color : Maroon | Dark Blue | Grey | Green | Light Green



Clean Room Sticky Mat

Made of low-density polyethylene film and water soluble acrylic adhesive. Easy to use, tear off the dirty layer and throw it away. It effectively eliminate static electricity in a general range, effectively remove dust carried by wheels and shoes, keep the environment clean. Commonly use for clean room or labs. 30 adhesive layer per mat.

Size : 24 x 36" | 26 x 45"


Anti-Fatigue & Anti-Slip Mat



Rubber Safe Walk Mat

Safe walk mat has a non-slip design that provides safe footing, even in wet areas and anti-fatigue properties to ensure safety and comfort during long periods of standing. The continuous hole pattern for excellent drainage and a beveled edge that reduces the chances of tripping.


Size : 13mm x 3 x 5'



Super Scrape Mat

Molded tread surface cleats that effectively scrape tough dirt and grime from shoes. They are ideal to use outside as a scraper mat or as a slip-resistant mat in wet areas. Grease or oil proof and chemical resistant. Light weight design ensures easy handling and cleaning just by shake off soil and hose off.

Size : 4.8mm x 3 x 5'



Clean Grip Mat

Aggressive nitrile rubber grip runner. Raised gripper surface pattern provide excellent traction in slippery areas. Durable nitrile rubber construction for oil and general chemicals resistance.

Size : 3.2mm x 3 x 5' | 3.2mm x 4 x 6'



Rubber Deckplate Mat

Deckplate surface gives the mat sturdy and slip-resistant qualities. Used in areas in need of high traction. Its rubber surface makes cleaning up oil spills and engine fluids an easy job. Made from flame-resistant materials.

Size : 4.5mm x 1.2 mtr x 10mtr / roll



Rubber Stud Mat

Rubber stud mat (coin flooring) makes an ideal industrial or domestic floor covering. Made from natural rubber and has good water resistance property and resist to abrasion / tear.

Size : 3.0mm x 1.2 mtr x 10 mtr / roll

Size : 4.5mm x 1.2 mtr x 10 mtr / roll

Size : 4.5mm x 2ft x 2ft

Color : Black

Anti-Fatigue & Anti-Slip Mat



Anti-Fatigue Hog Heaven Confetti

Hog Heaven are designed to provide comfort and durability in a variety of harsh conditions, made with post-consumer recycle rubber making them an exceptionally eco-friendly anti-fatigue option with a stylish diamond pattern with confetti design.


Size : 16mm x 2 x 3' | 16mm x 3 x 5'



Anti-Fatigue Hog Heaven Caution Border

Hog Heaven Caution are coated with a yellow color caution border to give high visibility to those working around them and given an alert or warning visual. Designed to provide comfort and durability in a variety of harsh conditions, made with post-consumer recycled rubber. Rubber surface is moulded, not glued to the nitrile blended cushion so it will not separate.

Size : 16mm, Custom Size



Anti-Fatigue Tuff Spun

Relieves stress on knee, foot and ankle joint pressure points. Offer a safe non-slip surface that reduces the risk of falls. Provides better slip resistance and improved insulation than that of ceramic and cement floors. Made from closed-cell PVC sponge optimized for comfort and fatigue relief.

Size : 10mm, Custom Size



Anti-Fatigue Tuff Spun Yellow Border

Deckplate surface gives the mat sturdy and slip-resistant qualities. Used in areas in need of high traction. Its rubber surface makes cleaning up oil spills and engine fluids an easy job. Made from flame-resistant materials.

Size : 10mm, Custom Size



Anti-Slip Corrugated Switchboard

Switchboard mats are non-conductive mats designed for use in high voltage areas. Corrugated switchboard designed to protect workers from electrical shock by insulating against high voltage. Tested dielectric strength is 30,000 volts. Maximum use voltage is 17,000 volts.

Certification to Type II, Class 2 & ASTM D-178-01

Size : 6.35mm x 3' x 75' / roll

Packaging Material



Opp Tape
48mm - 90Y

6pcs x 16rolls / Ctn



Fragile Tape
48mm - 50M

6pcs x 20rolls / Ctn



Baby Roll Stretch Film
100mm

220g x 60rolls / Ctn



Stretch Film 500mm

2.2kg (Film 2.0kg) x 6 rolls / Ctn




Black Stretch Film 500mm

2.2kg (Film 2.0kg) x 6 rolls / Ctn



Bubble Wrap 100M

Single | Double Layer
Size : 50cm | 100cm



Black Bubble Wrap 100M

Single Layer
Size : 50cm | 100cm

Food Wrap



Catering Cling Film Wrap

EzyWrap

300mm x 300 meter
450mm x 300 meter

CrystalWrap

300mm x 300 meter
450mm x 300 meter



Aluminium Foil

Daily Fresh

450mm x 1kg

MyChef

450mm x 1.1kg



Baking Paper

EzyWrap

450mm x 100 meter

CrystalWrap

450mm x 100 meter



Food Wrap

EzyWrap

450mm x 350 meter
450mm x 500 meter

Sunfresh

450mm x 350 meter

Container & Lid



T500	: 183(L) x 124(W) x 30(H)mm
T650	: 183(L) x 124(W) x 39(H)mm
T750	: 183(L) x 124(W) x 50(H)mm
T1000	: 183(L) x 124(W) x 63(H)mm
T1500	: 202(L) x 146(W) x 75(H)mm
B750	: 174(L) x 121(W) x 56(H)mm
B1000	: 174(L) x 121(W) x 71(H)mm

TAGE / BROTHER Rectangular Container & Lid



TSQ350	: 115(L) x 115(W) x 40(H)mm
TSQ450	: 115(L) x 115(W) x 52(H)mm
TSQ650	: 135(L) x 135(W) x 60(H)mm
TSQ1500	: 158(L) x 158(W) x 77(H)mm
TSQ5	: 203(L) x 203(W) x 71(H)mm
TSQ7	: 203(L) x 203(W) x 98(H)mm

TAGE Square Container & Lid



T1000B	: 145(D) x 76(H)mm
T1200	: 181(D) x 69(H)mm
T2300	: 181(D) x 121(H)mm
T2500	: 235(D) x 70(H)mm
T3000	: 235(D) x 102(H)mm

TAGE Big Round Container & Lid

Container & Lid



- T250 : 119(D) x 41(H)mm
- T12 : 119(D) x 54(H)mm
- T16 : 119(D) x 64(H)mm
- T20 : 119(D) x 77(H)mm
- T25 : 119(D) x 84(H)mm
- T30 : 119(D) x 100(H)mm

- B12RD : 117(D) x 55(H)mm
- B16RD : 117(D) x 61(H)mm

TAGE / BROTHER Small Round Container & Lid



- T100 : 44(D) x 31(H)mm
- T200 : 62(D) x 30(H)mm
- T2 : 75(D) x 28(H)mm
- T4 : 75(D) x 40(H)mm
- T6 : 75(D) x 57(H)mm
- T8 : 75(D) x 79(H)mm

TAGE Small Round Container Sauce



- TCC010 : 34(D) x 22(H)mm
- TCC025 : 49(D) x 25(H)mm
- TCC035 : 61(D) x 26(H)mm
- TCC050 : 58(D) x 32(H)mm
- TCC100 : 70(D) x 45(H)mm

TAGE Round Sauce Cup w Hinged Lid

Container & Lid



TSQ025	: 47(L) x 47(W) x 26(H)mm
TSQ035	: 63(L) x 55(W) x 25(H)mm
TSQ050	: 57(L) x 57(W) x 28(H)mm
TSQ070	: 60(L) x 60(W) x 36(H)mm

TAGE Square Sauce Cup w Hinged Lid



2.5"	: 65(D) x 15(H)mm
TP-07	: 185(D) x 19(H)mm
TP-09	: 228(D) x 23(H)mm
TP-10	: 254(D) x 22(H)mm
TB-05	: 125(D) x 36(H)mm
TB-07	: 176(D) x 29(H)mm

TAGE Hips Sauce Plate



EP2-ECO	: 178(L) x 134(W) x 78(H)mm
---------	-----------------------------

TAGE Foam Lunch Box

Container & Lid



- T750D : 183(L) x 124(W) x 30(H)mm
- T750DS : 183(L) x 124(W) x 39(H)mm
- T1000D : 183(L) x 124(W) x 50(H)mm
- T1000DS : 183(L) x 124(W) x 63(H)mm
- T1200D : 202(L) x 146(W) x 75(H)mm

TAGE 2 Compartment Container & Lid



- T1200TD : 115(L) x 115(W) x 40(H)mm
- T1300TC : 115(L) x 115(W) x 52(H)mm
- B1200TC : 158(L) x 158(W) x 77(H)mm

TAGE / BROTHER 3 Compartment Container & Lid



- T1200FC : 183(L) x 124(W) x 30(H)mm

TAGE 4 Compartment Container & Lid

Lunch Box



Lunch Box 600

160(L) x 90(W) x 50(H)mm
50pcs x 12pkt / ctn



Lunch Box 900

180(L) x 120(W) x 55(H)mm
50pcs x 10pkt / ctn



Burger Box

96(L) x 103(W) x 70(H)mm
200pcs x 6pkt / ctn



Noodle Box

68(L) x 90(W) x 110(H)mm
25pcs x 20pkt / ctn



Sandwichs Handheld Box

130(L) x 70(W) x 80(H)mm
50pcs x 50pkt / ctn



Sandwichs Box

120(T) x 55(B) x 120(H) 55mm
120(T) x 75(B) x 120(H) 75mm
50pcs x 10pkt / ctn

Paper Tray


Boat Tray 04

180(L) x 129(W) x 44(H)mm
100pcs x 12pkt / ctn


Boat Tray 05

225(L) x 155(W) x 54(H)mm
100pcs x 12pkt / ctn


Bowl Tray 06

260(L) x 170(W) x 60(H)mm
100pcs x 12pkt / ctn


Paper Tray 600

160(L) x 90(W) x 50(H)mm
100pcs x 20pkt / ctn


Paper Tray 900

180(L) x 120(W) x 55(H)mm
100pcs x 20pkt / ctn


Paper Cup (Snack Cup 16oz)

110(TD) x 60(BD) x 130(H)mm
50pcs x 20pkt / ctn


Paper Cup (French Fries Cup 16oz)

83(TD) x 60(BD) x 120(H)mm
50pcs x 20pkt / ctn

Paper Bowl



Paper Bowl 390cc
100(TD) x 80(BD) x 78(H)mm
50pcs x 20pkt / ctn



Paper Bowl 520cc
110(TD) x 85(BD) x 86(H)mm
50pcs x 20pkt / ctn



Paper Bowl 750cc
140(TD) x 105(BD) x 65(H)mm
100pcs x 10pkt / ctn



Paper Bowl 850cc
140(TD) x 112(BD) x 84(H)mm
50pcs x 12pkt / ctn



Paper Bowl 1000cc
140(TD) x 105(BD) x 100(H)mm
50pcs x 12pkt / ctn



Double Wall Bowl 520cc
110(TD) x 85(BD) x 86(H)mm
50pcs x 20pkt / ctn



Double Wall Bowl 850cc
140(TD) x 112(BD) x 84(H)mm
50pcs x 12pkt / ctn



Salad Bowl 1100ml
165(TD) x 144(BD) x 65(H)mm
50pcs x 6pkt / ctn



Salad Bowl 1300ml
165(TD) x 144(BD) x 75(H)mm
50pcs x 6pkt / ctn

Cup Bucket



Ice Cream Cup w Lid 2oz

65(TD) x 55(BD) x 40(H)mm
100pcs x 20pkt / ctn



Ice Cream Cup w Lid 3oz

65(TD) x 55(BD) x 45(H)mm
100pcs x 20pkt / ctn



Ice Cream Cup w Lid 5oz

86(TD) x 73(BD) x 56(H)mm
100pcs x 20pkt / ctn



Ice Cream Cup w Lid 8oz

90(TD) x 74(BD) x 66(H)mm
50pcs x 20pkt / ctn



Ice Cream Cup w Lid 12oz

90(TD) x 71(BD) x 85(H)mm
50pcs x 20pkt / ctn



Ice Cream Cup w Lid 16oz

96(TD) x 75(BD) x 101(H)mm
50pcs x 20pkt / ctn



Hot Soup Bucket 26oz

116(TD) x 93(BD) x 110(H)mm
25pcs x 20pkt / ctn



Hot Soup Bucket 32oz

116(TD) x 93(BD) x 130(H)mm
25pcs x 20pkt / ctn

Box & Wrapping Paper



Cake Box 400gsm (Art Card | Virign Kraft)

6" - 210(D) x 150(H)mm | 8" - 260(D) x 160(H)mm | 10" - 310(D) x 170(H)mm
100pcs / pkt



Pizza Box 8 - 12"

8" - 8"(D) x 1.5"(H) | 10" - 10"(D) x 1.5"(H) | 10" - 12"(D) x 1.5"(H)
100pcs / pkt



Wrapping Paper (Greaseproof Paper)

- I. 200(W) x 200(H)mm
- II. 200(W) x 300(H)mm
- III. 270(W) x 270(H)mm
- IV. 300(W) x 300(H)mm
- V. 330(W) x 330(H)mm
- VI. 380(W) x 360(H)mm
- VII. 450(W) x 450(H)mm

500pcs / pkt

Paper Bag



SOS 4

245(L) x 127(W) x 77(H)mm
100pcs x 20pkt / ctn



SOS 6

275(L) x 147(W) x 92(H)mm
100pcs x 20pkt / ctn



SOS 8

305(L) x 154(W) x 100(H)mm
100pcs x 20pkt / ctn



SOS 12

305(L) x 178(W) x 112(H)mm
100pcs x 10pkt / ctn



Paper Satchel 4

203(L) x 102(W) x 51(H)mm
100pcs x 30pkt / ctn



Paper Satchel 5

198(L) x 127(W) x 76(H)mm
100pcs x 20pkt / ctn



Paper Satchel 6

230(L) x 152(W) x 76(H)mm
100pcs x 10pkt / ctn



Paper Satchel 7

270(L) x 178(W) x 76(H)mm
100pcs x 10pkt / ctn



D-Cut Handle

280(L) x 150(W) x 280(H)mm
25pcs x 20pkt / ctn

Twisted Handle Bag



Twisted Handle Bag 01

210(L) x 110(W) x 270(H)mm
25pcs x 12pkt / ctn



Twisted Handle Bag 02

280(L) x 150(W) x 280(H)mm
25pcs x 12pkt / ctn



Twisted Handle Bag 03

210(L) x 140(W) x 270(H)mm
25pcs x 12pkt / ctn



Twisted Handle Bag 05

260(L) x 170(W) x 310(H)mm
25pcs x 12pkt / ctn



Twisted Handle Bag 09

240(L) x 180(W) x 270(H)mm
25pcs x 20pkt / ctn



S00312

300(L) x 180(W) x 300(H)mm
25pcs x 12pkt / ctn



S00742

245(L) x 245(W) x 250(H)mm
25pcs x 8pkt / ctn

Cultery



Plastic Normal Spoon | Fork | Knife

Spoon & Fork : 165mm | Knife : 170mm




Plastic Luxury Spoon | Fork | Knife

Spoon & Fork : 180mm | Knife : 190mm



HIPS Chinese Soup Spoon

100pcs x 30pkts



Coffee Stirrer 5"

100pcs x 50pkts



Cocktail Stirrer 6 | 7.5"

100pcs x 20pkts



Chopstick

Normal | Sousei



Paper Coaster 90mm

250pcs / pkt



Leak Proof Paper 120mm

500pcs / pkt



Rubber Band

1kg / pkt



Hawker Paper A,B,C,D

A: 15 x 17.5" | B: 14 x 16"
C: 11.5 x 15.5" | D: 11.5 x 12"



Orii Toothpick w Wrapper

1000pcs / box

Drinking Straw



Straight Straw

Black
 ø 6mm | 8mm
 Length: 200mm±



Single Wrap Straight Straw

Black, Paper Single Wrap
 ø 6mm
 Length: 200mm±



Sharp End Straight Straw

Black, Opp Single Wrap
 ø 6mm
 Length: 200mm±



Flexible Straw

Black
 ø 6mm
 Length: 200mm±



Artistic Straw

Mix Color
 ø 6mm
 Length: 260mm±



Giant Straw

Mix Color
 ø 12mm
 Length: 180mm±



Paper Straight Straw

Plain White | Color Stripe
 ø 6mm
 Length: 197mm±



Single Wrap Paper Straw

Plain White, Paper Single Wrap
 ø 6mm
 Length: 197mm±



Sharp End Giant Straw

Black, Opp Single Wrap
 ø 12mm
 Length: 180mm±

Pet, PP & U-Shape Cup



Pet Cup 95mm 12oz

95(D) x 107(H)mm
50pcs x 20pkt



Pet Cup 95mm 16oz

95(D) x 123(H)mm
50pcs x 20pkt



Pet Cup 95mm 20oz

95(D) x 135(H)mm
50pcs x 20pkt



Pet Cup 95mm 22oz

95(D) x 155(H)mm
50pcs x 20pkt



PP Cup 95mm N360

95(D) x 103(H)mm
100pcs x 20pkt



PP Cup 95mm N500

95(D) x 125(H)mm
100pcs x 20pkt



PP Cup 95mm N700

95(D) x 154(H)mm
50pcs x 20pkt



PP Cup 95mm FA-28

95(D) x 210(H)mm
25pcs x 20pkt



PP (U) 95mm 12oz

95(D) x 85(H)mm
50pcs x 20pkt



PP (U) 95mm 16oz

95(D) x 110(H)mm
50pcs x 20pkt



PP (U) 95mm 18oz

95(D) x 120(H)mm
50pcs x 20pkt



PP (U) 95mm 22oz

95(D) x 140(H)mm
50pcs x 20pkt



Dome 95mm

95(D) x 46.5(H)mm
100pcs x 20pkt



Dome Flat 95mm

95(D) x 35(H)mm
100pcs x 20pkt



Flat 95mm

95(D) x 10(H)mm
100pcs x 40pkt



Flat-Half 95mm

95(D) x 21(H)mm
50pcs x 20pkt

Pet, PP & U-Shape Cup



Pet Cup 98mm 14oz

98(D) x 107(H)mm
50pcs x 20pkt



Pet Cup 98mm 16oz

98(D) x 121(H)mm
50pcs x 20pkt



Pet Cup 98mm 20oz

98(D) x 140(H)mm
50pcs x 20pkt



Pet Cup 98mm 24oz

98(D) x 152(H)mm
50pcs x 20pkt



PP Cup 98mm N360

95(D) x 103(H)mm
100pcs x 20pkt



PP Cup 98mm N500

95(D) x 125(H)mm
100pcs x 20pkt



PP Cup 98mm N700

95(D) x 154(H)mm
50pcs x 20pkt



PP Cup 98mm FA-28

95(D) x 210(H)mm
25pcs x 20pkt



PP (U) 98mm 12oz

98(D) x 90(H)mm
50pcs x 20pkt



PP (U) 98mm 16oz

98(D) x 113(H)mm
50pcs x 20pkt



PP (U) 98mm 20oz

98(D) x 136(H)mm
50pcs x 20pkt



Dome 98mm

98(D) x 49(H)mm
50pcs x 20pkt



Dome Flat 98mm

98(D) x 35(H)mm
50pcs x 20pkt



Flat 98mm

98(D) x 9.5(H)mm
50pcs x 20pkt



Flat-Half 98mm

98(D) x 21(H)mm
25pcs x 20pkt

Paper Cup & Lid



Ripple Hot Cup (Black & Brown)

25pcs x 40pkt / ctn

Heart Stopper Plug

90 - 92(D)mm
100pcs x 10pkt



Single Wall Cup 8oz

80(TD) x 55(BD) x 95(H)mm
40pcs x 50pkt / ctn

Double Wall Cup 8oz

80(TD) x 55(BD) x 95(H)mm
25pcs x 40pkt / ctn

Reclosable Lid 8oz

80 - 82(D)mm
50pcs x 20pkt / ctn



Single Wall Cup 12oz

90(TD) x 60(BD) x 110(H)mm
100pcs x 20pkt / ctn

Double Wall Cup 12oz

90(TD) x 60(BD) x 110(H)mm
25pcs x 20pkt / ctn

Reclosable Lid 12oz

90 - 92(D)mm
100pcs x 10pkt / ctn

Cup Holder



Cold Cup 16oz

90(TD) x 60(BD) x 135(H)mm
50pcs x 20pkt / ctn



Cold Cup 20oz

90(TD) x 60(BD) x 150(H)mm
50pcs x 20pkt / ctn



Cold Cup 22oz

90(TD) x 60(BD) x 170(H)mm
40pcs x 25pkt / ctn



Cup Sleeve 8oz & 12oz

115(TD) x 97(BD) x 54(H)mm
125(TD) x 110(BD) x 58(H)mm
50pcs x 20pkt / ctn



2/4 Cup Holder Tray

2 - 100(W) x 165(L) x 45(H)mm
4 - 200(W) x 165(L) x 45(H)mm
25pcs x 20pkt / ctn



2 Cup Drink Carrier

78(L) x 170(W) x 225(H)mm
50pcs x 12pkt / ctn



2 Cup Drink Carrier

78(L) x 170(W) x 225(H)mm
50pcs x 12pkt / ctn



2 Cup Moulded Tray

110(L) x 195(W) x 40(H)mm
100pcs x 6pkt / ctn



4 Cup Moulded Tray

220(L) x 220(W) x 50(H)mm
100pcs x 6pkt / ctn